



# IceCube Maintenance & Operations Financial Management and Common Fund

Presenter:

Catherine Vakhnina, MBA, PMP

Resource Coordinator, IceCube M&O Program

Project Controls Manager, IceCube Gen-2 Phase 1

March 11, 2019

IceCube Maintenance & Operations Mid-Term Review

# Presenter's Background



- IceCube Maintenance and Operations Resource Coordinator
- Project Controls Manager, IceCube Gen-2 Phase 1
- 8+ years with IceCube Collaboration (2010-present)
- CMB PolarBear Project Control & Systems Manager (2015-2016)
- 12+ years of financial & project management experience in academia and private industry
- Master of Business Administration (MBA) degree (2008)
- Project Management Professional (PMP), license ID 1820230
- Member of Project Management Institute, PMI (2014–present)



# Outline

- **IceCube M&O Sources of Funds**
- NSF M&O Core award financial status
- NSF M&O Subawards and monitoring process
- Memorandum of Understanding and Common Fund

# IceCube M&O Sources of Funds



## NSF M&O Core

This 5-Year NSF award mostly covers Core M&O tasks, travel, M&S and service agreements for UW and eight U.S. sub-awardee institutions and contribution to the M&O Common Fund.

## NSF Base Grants

NSF IceCube analysis grants support M&O activities done by U.S. graduate students and postdocs.

## U.S. Institutional In-Kind

Institutional contribution mostly covers M&O activities done by faculty members, different fellowships and university funded activities.

## Europe & Asia Pacific In-Kind

Institutional contribution from Non U.S. collaborators including labor and travel and contribution to the M&O Common Fund.

# IceCube M&O Sources of Funds (cont'd)



Definitions of M&O Task Categories: (2009 NSF Panel Summary Review)

**1. Core M&O Tasks:** Technical tasks required for the continuing efficient operation of the detector, and its associated data acquisition, transmission, analysis and archiving systems.

Examples: South Pole overwinter personnel, computer system administration, software engineering to improve the performance of production code, running simulation production.

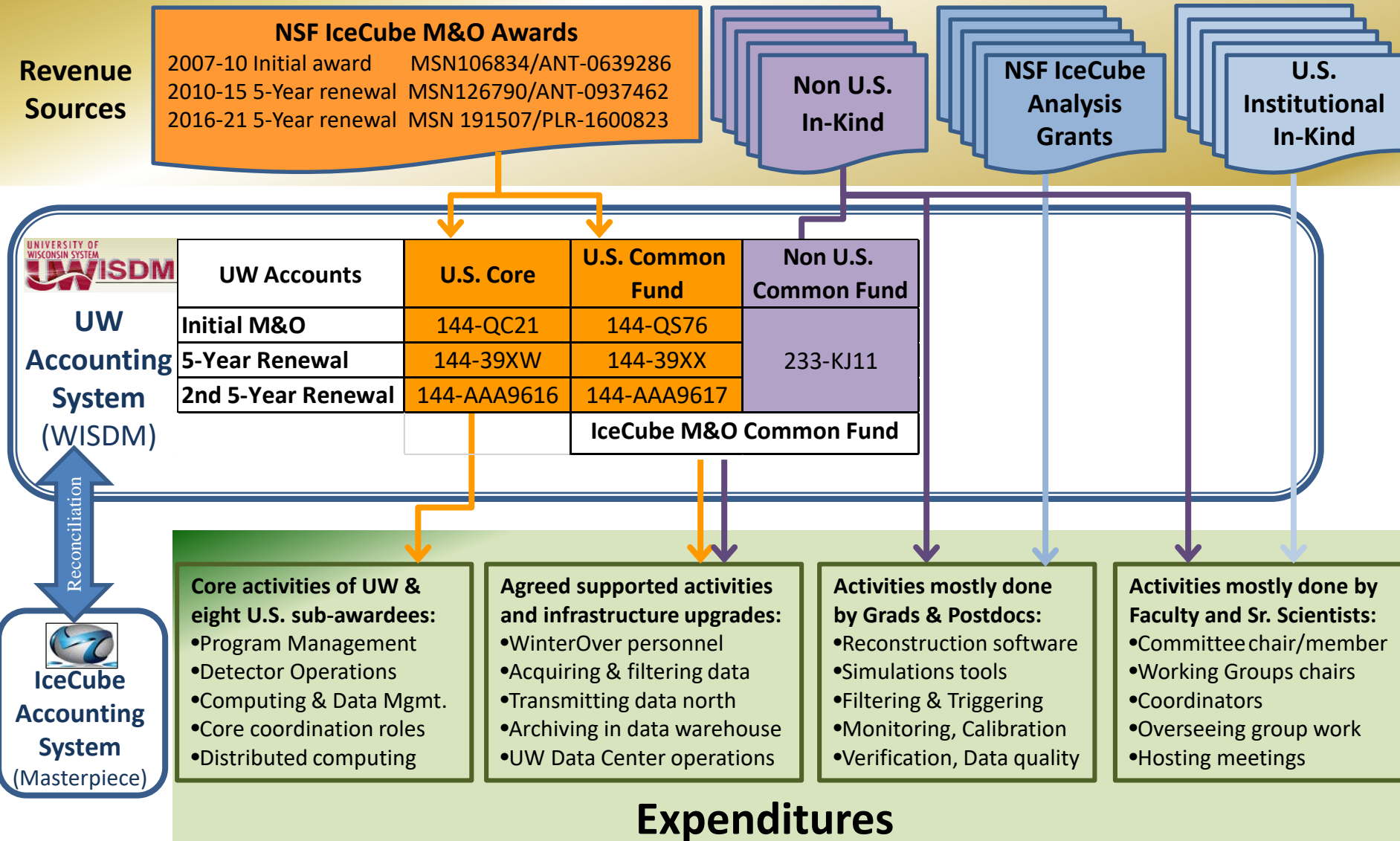
**2. Collaboration Service:** Additional tasks that are essential for the collaboration to achieve its scientific goals.

Examples: service on collaboration committees and subgroups, working on data reduction and filtering, shift-taking, and other tasks that benefit the collaboration as a whole.

NSF Core M&O funding is used for Category 1 tasks.

# IceCube Maintenance & Operations Program

## Money Flow Diagram





# Outline

- IceCube M&O Sources of Funds
- **NSF M&O Core award financial status**
- NSF M&O Subawards and monitoring process
- Memorandum of Understanding and Common Fund

# IceCube Maintenance & Operations Program

## NSF M&O Award: Baseline Budget by Cost Categories and Project Years



UW-Madison and U.S. Sub-Awards	YEAR1	YEAR2	YEAR3	YEAR4	YEAR5	TOTAL
	Apr '16 - Mar '17	Apr '17 - Mar '18	Apr '18 - Mar '19	Apr '19 - Mar '20	Apr '20 - Mar '21	Apr '16 - Mar '21
Labor	\$6,214,583	\$6,259,716	\$6,230,959	\$6,172,008	\$6,163,558	\$31,040,824
Capital Equipment	\$80,950	\$154,947	\$220,579	\$162,777	\$243,431	\$862,684
Materials & Supplies	\$115,090	\$115,159	\$108,161	\$153,582	\$152,691	\$644,683
Travel	\$361,926	\$364,268	\$362,206	\$360,977	\$360,842	\$1,810,219
Service Agreements	\$147,951	\$105,910	\$78,095	\$150,656	\$79,479	\$562,090
Subaward Setup Fee	\$79,500	\$0	\$0	\$0	\$0	\$79,500
<b>NSF M&amp;O Award Total</b>	<b>\$7,000,000</b>	<b>\$7,000,000</b>	<b>\$7,000,000</b>	<b>\$7,000,000</b>	<b>\$7,000,000</b>	<b>\$35,000,000</b>

The NSF IceCube M&O award provides funds for M&O Core activities and for the U.S. portion of the M&O Common Fund.



# IceCube NSF M&O Award Budget, Actual Cost and Forecast



(a)	(b)	(c)	(d)= a - b - c	(e)	(f) = d - e
<b>YEARS 1-3 Budget</b> (Apr.'16- Mar.'19)	<b>Actual Cost To Date</b> through Dec. 31, 2018	<b>Open Commitments</b> on Dec. 31, 2018	<b>Current Balance</b> on Dec. 31, 2018	<b>YEAR3 Remaining Projected Expenses</b> through March 2019	<b>End of YEAR 3 Forecast Balance</b> March 31, 2019
<b>\$21,360K</b>	<b>\$18,908K</b>	<b>\$842K</b>	<b>\$1,609K</b>	<b>\$1,645K</b>	<b>-\$36K</b>

This second five-year NSF M&O renewal award started in April 2016.

NSF award of **\$7M** per year: **\$35M total**

NSF Supplemental funding of **\$292K** to develop a multimessenger INCLUDES program and **\$68K** for SDSM&T

This negative balance will be addressed by increasing efficiency in the remaining two years of the program.



# Outline

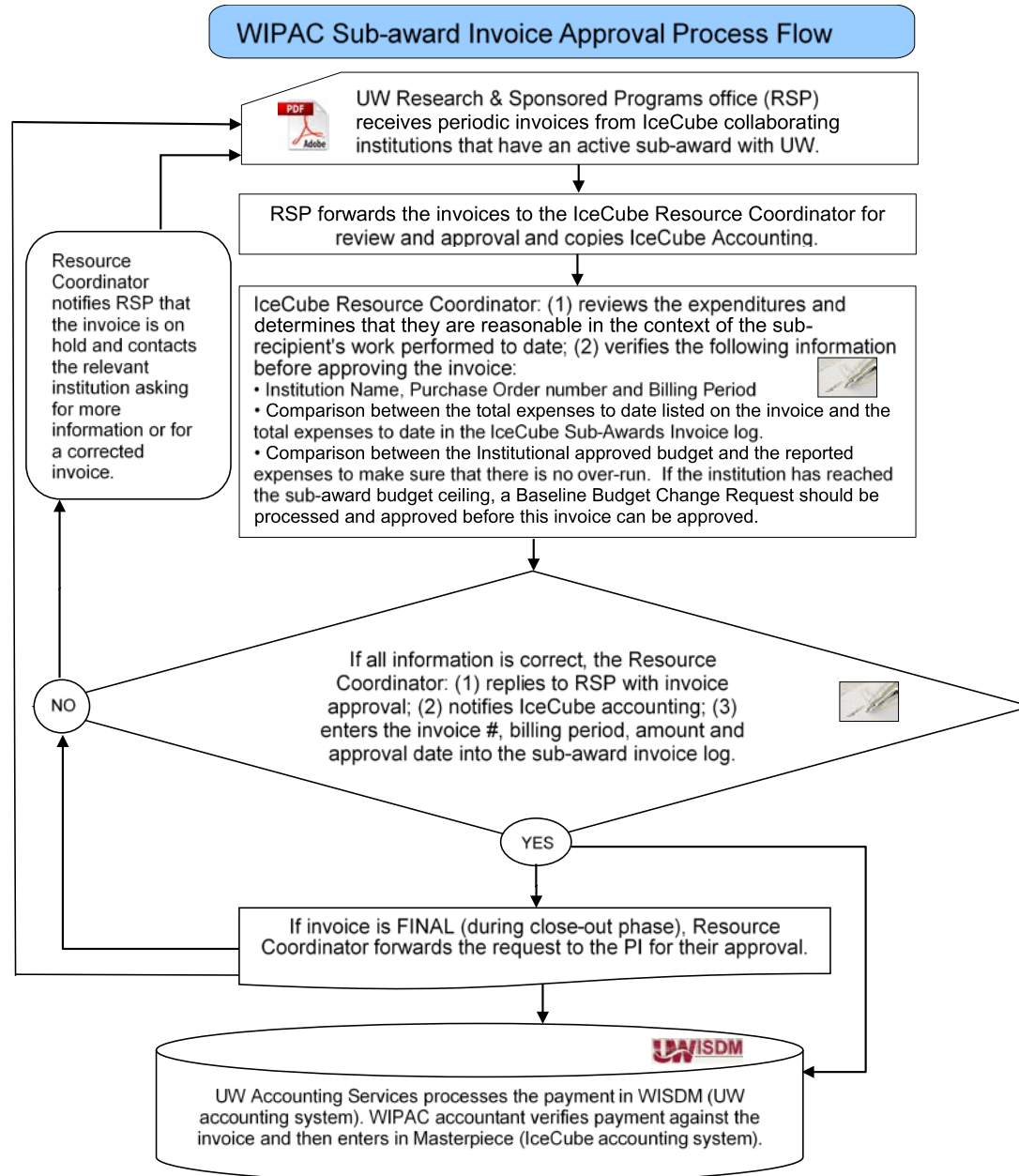
- IceCube M&O Sources of Funds
- NSF M&O Core award financial status
- **NSF M&O Subawards and monitoring process**
- Memorandum of Understanding and Common Fund

# IceCube NSF M&O Sub-Awards

## Major Responsibilities and Funds

<b>Institution</b>	<b>Major Responsibilities</b>	<b>Effort and coverage</b>	<b>Total PY1-5</b>
<b>Lawrence Berkeley National Laboratory</b>	Data Acquisition maintenance, computing infrastructure	<i>Institutional PI 5%, Engineer 15%</i>	<b>\$445,626</b>
<b>Pennsylvania State University</b>	Data acquisition firmware support, simulation production	<i>Postdoctoral Researcher 25% Scientist 25%</i>	<b>\$354,313</b>
<b>University of Delaware, Bartol Institute</b>	IceTop calibration, monitoring & maintenance, OnIce field work	<i>Scientist 70%-80%, Engineer 17%</i>	<b>\$773,285</b>
<b>University of Maryland at College Park</b>	Overall IceCube software coordination, IceTray software framework, simulation software, maintain and test PnF software and online filters	<i>Institutional PI 2%, Scientist 75%, Computer Science 90%, Software Engineer 75%, Admin Support 4%, Capital Equip. for sim. prod. &amp; maintenance of PnF software</i>	<b>\$3,017,448</b>
<b>University of Alabama at Tuscaloosa</b>	Detector calibration, reconstruction and analysis tools	<i>Institutional PI 8%,</i>	<b>\$122,990</b>
<b>Michigan State University</b>	Simulation software, simulation production	<i>Postdoctoral Researcher 25%</i>	<b>\$142,481</b>
<b>South Dakota School of Mines and Technology</b> (added in July 2017)	Simulation production and reconstruction	<i>Graduate Student for 12 months fulltime</i>	<b>\$54,749</b>
<b>Total</b>			<b>\$4,910,892</b>

# M&O Sub-Award Monitoring Process



# M&O Sub-Award Monitoring Process

## Sub-Award Invoice Log Rev 2019.0215

Maryland				Penn State				
Award 677K390		NEW M&O	Sub Ceiling		Award 673K444		NEW M&O	Sub Ceiling
Initial, June 22 '16	293,789	\$293,789.00	PY1 1st		Initial, Nov 7 '16	\$ 34,386	\$34,386.00	PY1 1st
mod 1 Nov 4 '16	293,789	\$587,578.00	PY1 2nd		mod 1, Dec 5 '16	\$ 34,386	\$68,772.00	PY1 2nd
mod 2 June 5 '17	595,413	\$1,182,991.00	PY2		mod 2, Sept 8 '17	\$ 69,800	\$138,572.00	PY2
mod 3 May 31 '18	603,369	\$1,786,360.00	PY3		mod 3, July 31 '18	\$ -	\$138,572.00	PY3
mod 4		\$1,786,360.00			mod 4		\$138,572.00	
mod 5		\$1,786,360.00			mod 5		\$138,572.00	
<b>Total Budget to date</b>		<b>\$1,786,360.00</b>			<b>Total Budget to date</b>		<b>\$138,572.00</b>	
Invoice				Invoice				
Period	Payment	Comment		Period	Payment	Comment		
<b>Actual Payments to Date</b>		<b>\$1,606,862.27</b>		<b>Actual Payments to Date</b>		<b>\$48,505.69</b>		
<b>Budget to date</b>		<b>\$1,786,360.00</b>		<b>Budget to date</b>		<b>\$138,572.00</b>		
<b>Balance to date</b>		<b>\$179,497.73</b>		<b>Balance to date</b>		<b>\$90,066.31</b>		
314471-1	Apr-2016	\$113,937.55	Approved 7/18/16	2DY80-1	Apr-2016	\$12,172.84	Approved 12/15/2016	
	May-2016				May-2016			
	Jun-2016				Jun-2016			
314471-2	Jul-2016	\$37,876.62	Approved 9/28/16		Jul-2016			
314471-3	Aug-2016	\$39,766.72	Approved 9/28/16		Aug-2016			
314471-4	Sep-2016	\$42,130.06	Approved 10/26/16		Sep-2016			
314471-5	Oct-2016	\$44,217.70	Approved 11/11/16	2DY80-2	Oct-2016	\$1,573.31	Approved 12/20/2016	
	Jan-2021				Jan-2021			
	Feb-2021				Feb-2021			
	Mar-2021				Mar-2021			



# Outline

- IceCube M&O Sources of Funds
- NSF M&O Core award financial status
- NSF M&O Subawards and monitoring process
- **Memorandum of Understanding and Common Fund**

# Memorandum of Understanding (MoU) and Common Fund (CF) Contribution



The IceCube M&O Common Fund was created in April 2007, the start of formal operations:

- To enable collaborating institutions to contribute to the costs of maintaining the computing hardware and software required to manage experimental data prior to processing for analysis.
- Each institution contributes to the Common Fund based on the total number of the institution's Ph.D. authors as indicated in the Institutional MoU.
- The Collaboration updates the Scope of Work and M&O Responsibilities in the MoUs twice a year at the collaboration meetings.
- As of April 1<sup>st</sup> 2010, the annual established rate per Ph.D. author is \$13,650.

IceCube M&O Common Fund	
U.S. Common Fund	Non U.S. Common Fund

# Memorandum of Understanding (MoU) and Common Fund (CF) Contribution



The M&O activities identified as appropriate for support from the Common Fund are those core activities that are agreed to be of common necessity for reliable operation of the IceCube detector and computing infrastructure. The activities directly support the functions of:

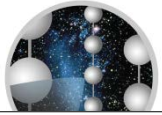
- Winter Over technical support at the South Pole,
- hardware and software systems for acquiring and filtering data at the South Pole,
- hardware and software systems for transmitting data via satellite and tape to the UW data center,
- systems for archiving the data in the central data warehouse at UW and UW Data Center Operations as listed in the Cooperative Agreement.

IceCube M&O MoU's are posted on:

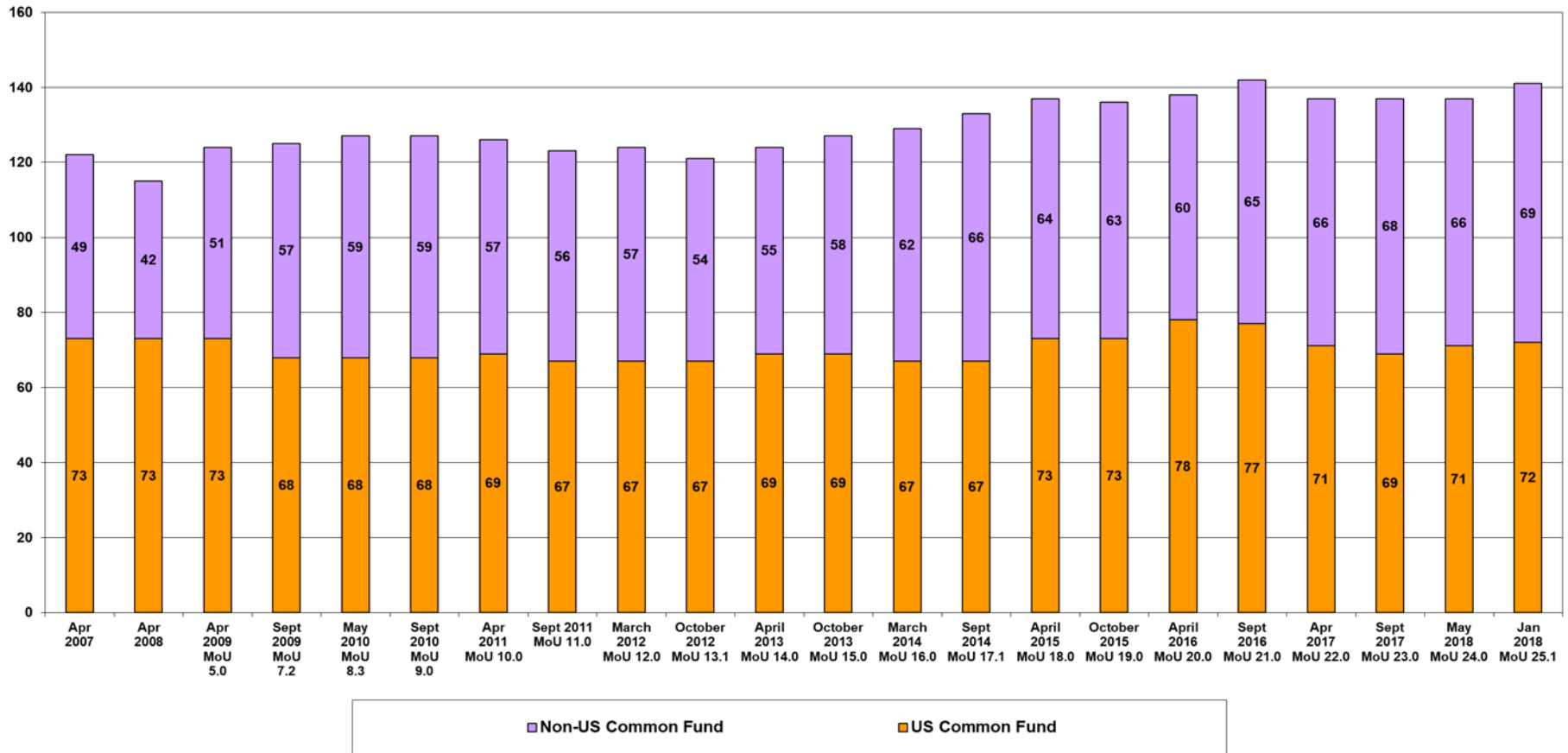
Docushare: <https://docushare.icecube.wisc.edu/dsweb/View/Collection-6627>



# Memorandum of Understanding



IceCube Collaboration - Ph.D. Authors Head Count



The total number of Ph.D. authors has increased from 122 in April 2007 to 141 in January 2019. Several institutions are in transition of hiring new Post Doctorial fellows.

# M&O Responsibilities

## Head Count / FTE



MoU v.25.1 January 2019	U.S. Head Count	U.S. FTE	Non-U.S. Head Count	Non-U.S. FTE
Key Personnel	34	9.95	33	9.10
Scientists	29	8.38	17	1.75
Post Docs		5.55		4.05
Grad Students *	40	11.18	62	19.86
Other Professionals **	28	24.65	1	1.00

- Grad Students' Full Time Employment equals to 0.50 FTE
- Other professionals include engineers, data science, software engineers, winterovers, program mngt

# Common Fund Contribution

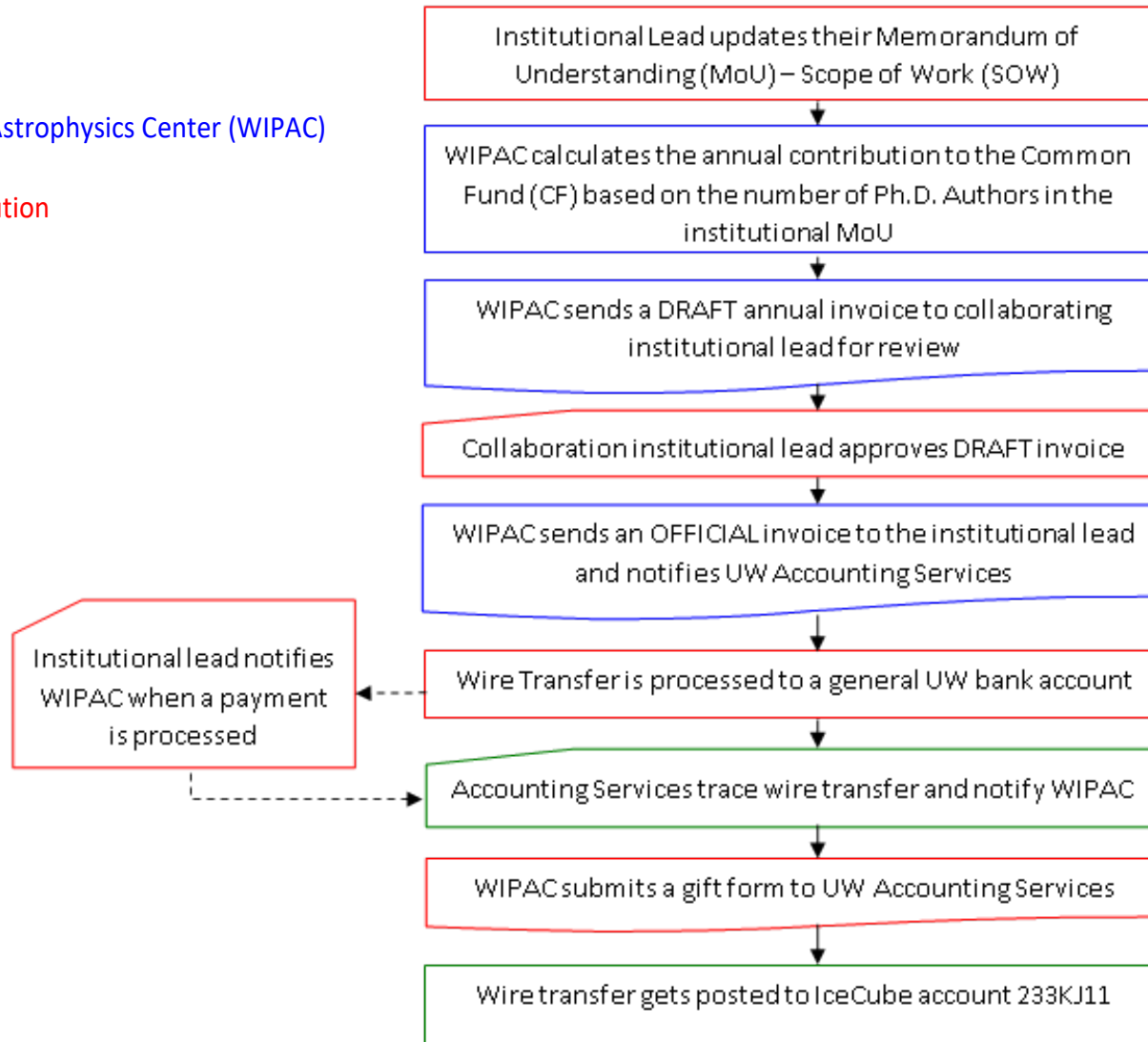
## Wire Transfer from Non U.S. Institutions



Wisconsin IceCube Particle Astrophysics Center (WIPAC)

IceCube Collaborative Institution

UW Accounting Services



# M&O Common Fund Contributions in 2014-2017 Planned and Actual (\$000)



	2014		2015		2016		2017	
	PhD. authors	Planned	PhD. authors	Planned	PhD. authors	Planned	PhD. authors	Planned
<b>Total CF Planned</b>	<b>129</b>	<b>\$1,777</b>	<b>137</b>	<b>\$1,870</b>	<b>138</b>	<b>\$1,904</b>	<b>137</b>	<b>\$1,843</b>
U.S. Contribution	67	\$915	73	\$996	78	\$1,065	71	\$969
Non-U.S. Contribution	62	\$862	64	\$873	60	\$839	66	\$874
		<b>Actual</b>						
<b>Total CF Contributions</b>		<b>\$1,767</b>		<b>\$1,848</b>		<b>\$1,931</b>		<b>\$1,839</b>
U.S. Cash Transfer		\$915		\$996		\$1,065		\$969
Non-U.S. Cash Transfer		\$713		\$715		\$786		\$692
Non-U.S. In-Kind		\$139		\$137		\$80		\$177
<b>Difference (Actual-Planned)</b>		<b>-\$10</b>		<b>-\$22</b>		<b>+\$27</b>		<b>-\$4</b>

Actual Common Fund contributions were 10k lower than planned in 2014 and 22k in 2015, \$27k higher than planned in 2016, and \$4k lower than planned in 2017. It is anticipated that most of the planned contributions for 2017 will be fulfilled.

# IceCube M&O Computing Infrastructure Upgrade - 2017/2018, funded by Common Fund



System Upgrade	Computing Infrastructure	Detector Infrastructure	Labor	Total
South Pole System		\$149K	\$386K	<b>\$534K</b>
South Pole Test System		\$7K		<b>\$7K</b>
Data Warehouse	\$680K			<b>\$680K</b>
UW Data Center	\$160K			<b>\$160K</b>
<b>Total</b>	<b>\$840K</b>	<b>\$155K</b>	<b>\$386K</b>	<b>\$1,381K</b>

This summary includes the major purchases for the 2017/2018 upgrades of the South Pole System (SPS), South Pole Test System (SPTS), UW Data Center, UW Data Warehouse and networking equipment that are funded by IceCube M&O Common Fund.

Detailed expenditures information by cost category, vendor, quantity and line item description can be found in the annual Common Fund Status reports on Docushare:

<https://docushare.icecube.wisc.edu/dsweb/View/Collection-8986>

# IceCube Maintenance & Operations: Opportunities & Challenges



- Tracking in-kind labor pledges from multiple institutions
  - Complex program funding profile
  - Communication management: different needs of various stakeholders worldwide
  - Meet hard deadlines in environment of academic bureaucracy
  - Cultural differences (holidays, languages)
  - High visibility program => financial audits (federal, state, etc.)
- 
- Despite many challenges associated with running the business aspect of the program, it has been running smoothly
  - Part of a large collaboration => more diversity and resources (human, computing, financial) => better scientific results

# Summary



- The 5-year NSF M&O award started in April 2016 and renewed the previous 5-year program.
- The Collaboration updates the Scope of Work and M&O Responsibilities in the MoU's twice a year.
- The total number of Ph.D. authors has increased from 122 in April 2007 to 141 in January 2019. Several institutions are in transition of hiring new Post Doctorial fellows.
- Actual Common Fund contributions are on track and were either exactly as planned or negative balances in some of the years were offset by positive balances in other years.
- Current negative balance will be addressed by increasing efficiency in the remaining two years of the program.



Thank You