


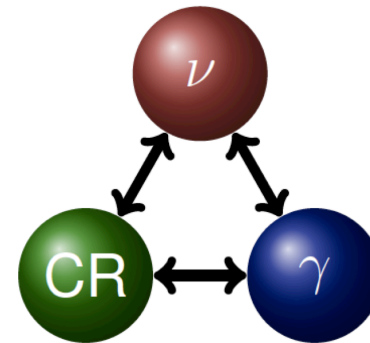
ICECUBE

SOUTH POLE NEUTRINO OBSERVATORY

Air showers in IceCube



Cosmic rays
Neutrinos
Gamma rays





Cosmic rays

- Cosmic accelerators produce relativistic protons and nuclei (cosmic rays)
 - *CR sources (such as SNR, AGN, GRB) are likely neutrino sources* **Good!**
 - *Identifying CR sources by detecting high energy astrophysical neutrinos is a main goal of IceCube*
- Cosmic rays interact in the atmosphere and produce a million to one background/signal in IceCube **Problem and opportunity**



Neutrinos


High-energy neutrinos are produced in the Universe wherever protons etc. interact with gas or light:

- *Near the sources of cosmic rays*
- *During propagation of cosmic-rays in the CMB*
- *But also locally by cosmic-ray interactions in the Earth's atmosphere*
- *Atmospheric neutrinos are background – but also*
 - *Calibration source and*
 - *Beam for study of neutrino properties (e.g. oscillations)*



Gamma rays

- Gamma-rays are a standard probe of high energy astrophysics
- Cosmic ray sources produce γ -rays in two ways
 - *From radiation by accelerated electrons*
 - *From decay of π^0 produced by interactions of accelerated cosmic-ray protons or nuclei with gas or photons*
- High energy ν are produced only in hadronic collisions:
 - *From decay of π/K produced when cosmic rays interact with gas in or near their sources*
 - *Or from photo-pion production on CMB or EBL*
 - *Neutrinos are uniquely of hadronic origin*



ICECUBE

Cosmic ray showers from above

- Cosmic rays after propagation
- Neutrinos from cosmic ray sources
- $\nu_e : \nu_\mu : \nu_\tau = 1 : 2 : 0 \rightarrow 1 : 1 : 1$

South Pole
2835 m.a.s.l.

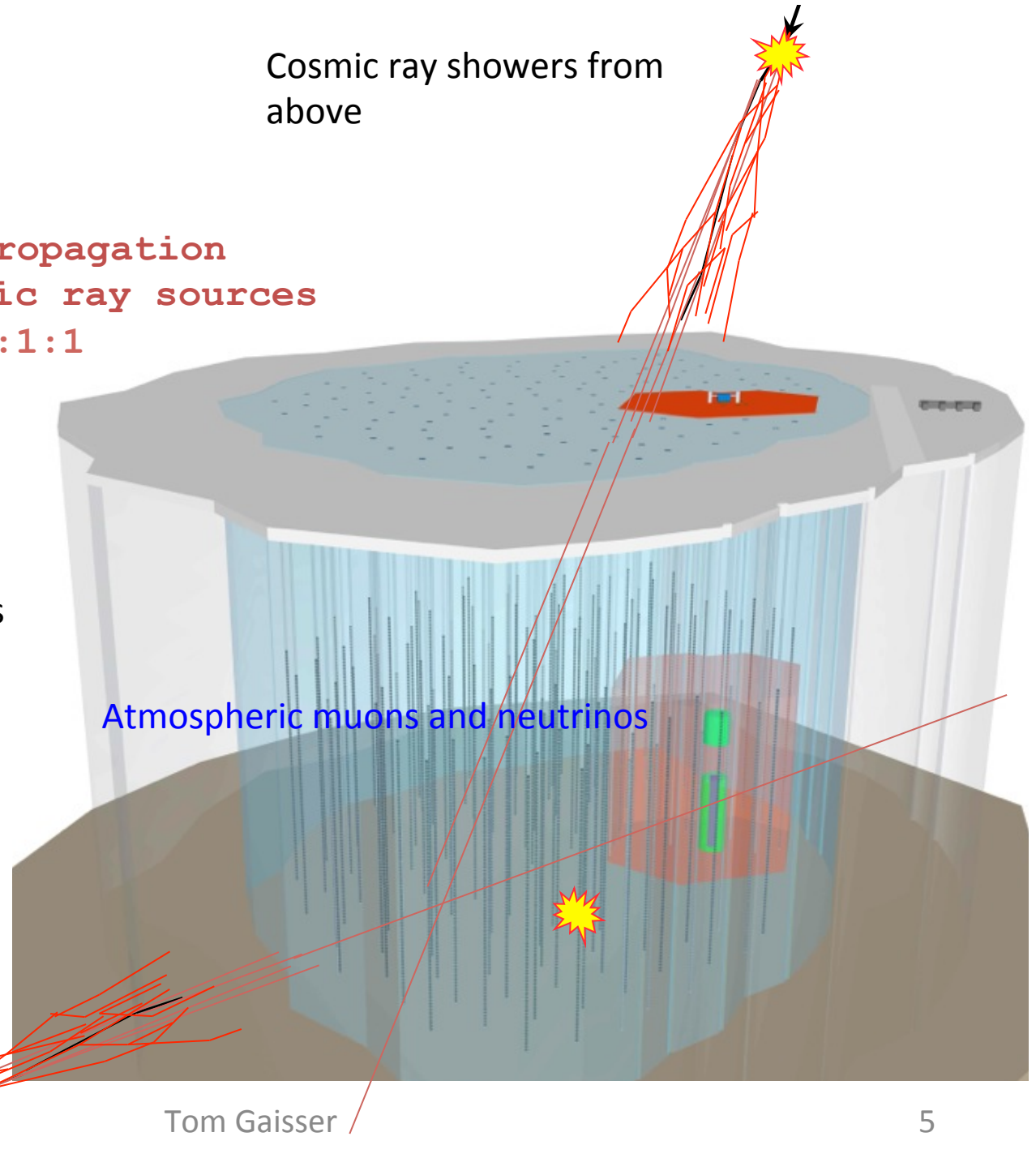
Neutrinos from all directions

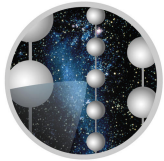
Atmospheric muons and neutrinos

NSF, 04/24/2014

Tom Gaisser

5

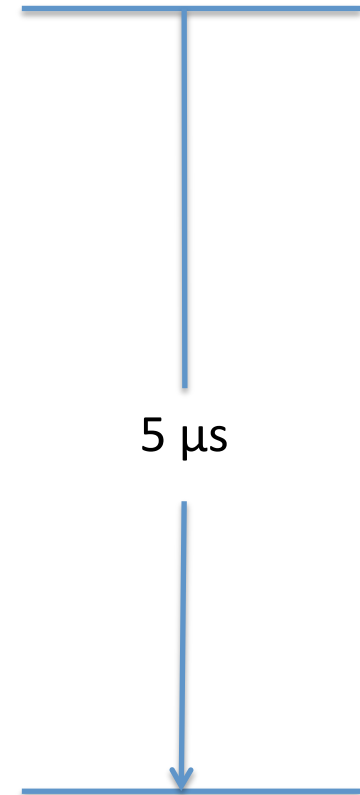
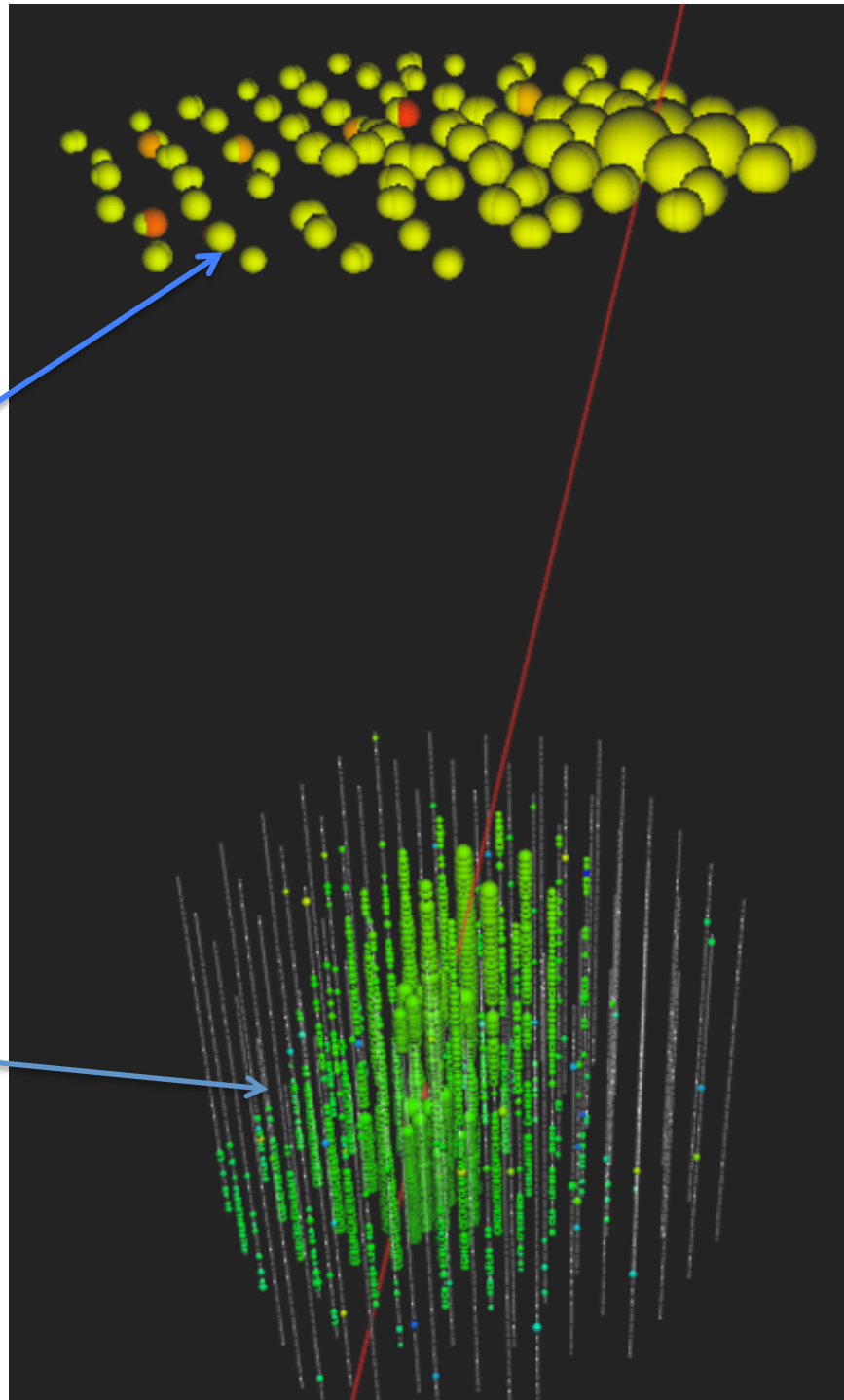




ICECUBE

Secondary photons
*and low energy
charged particles*

TeV muons





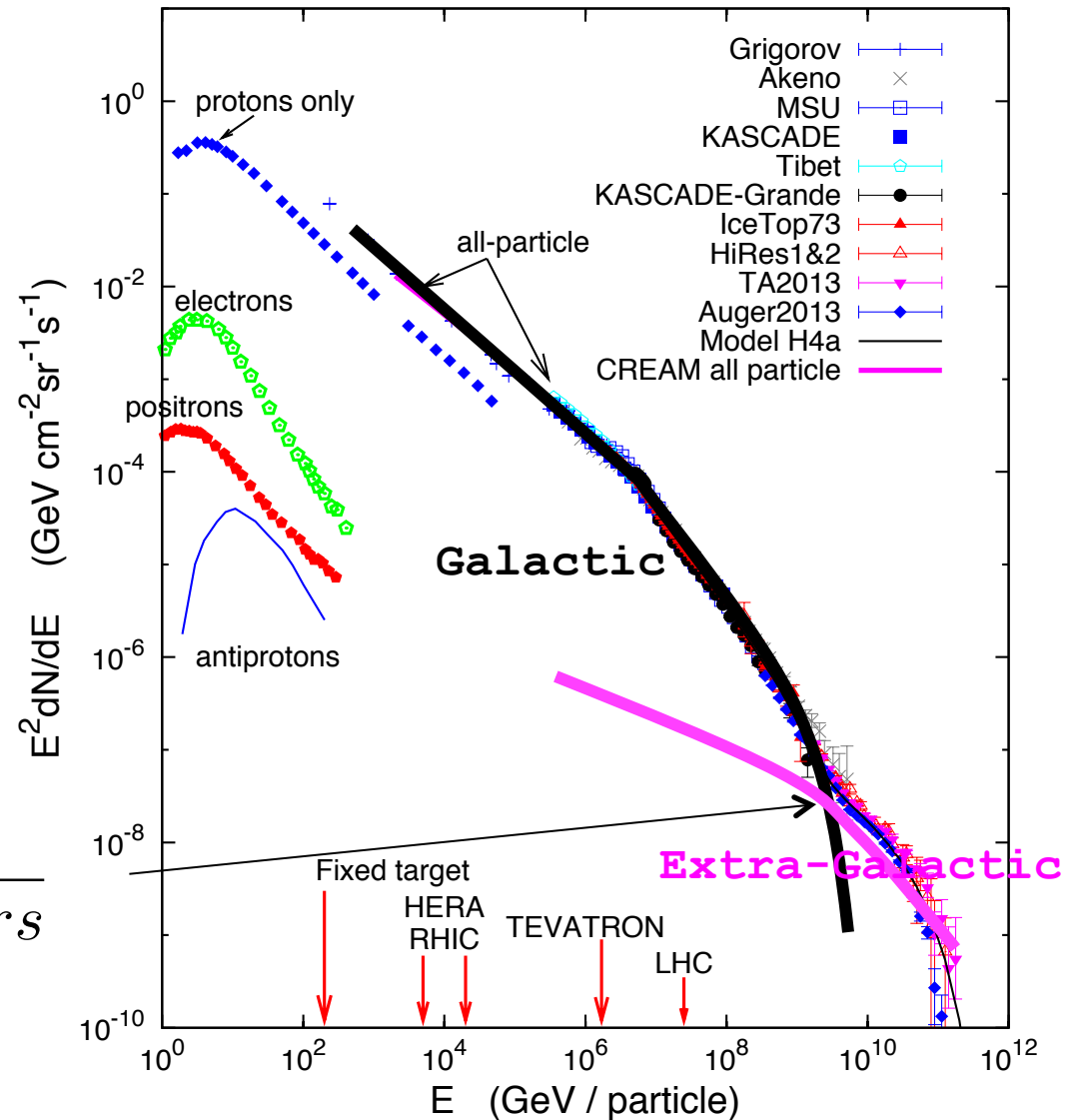
Cosmic Rays

- Energy content of CR determines possible sources of neutrinos
- Extra-galactic origin is likely
- Location of transition from galactic to extra-galactic affects energy estimate

$$E \frac{dN}{d \ln E} \approx 3 \times 10^{-8} \frac{\text{GeV}}{\text{cm}^2 \text{sr s}}$$

at 10^{10} GeV (10^{19} eV)

Energies and rates of the cosmic-ray particles





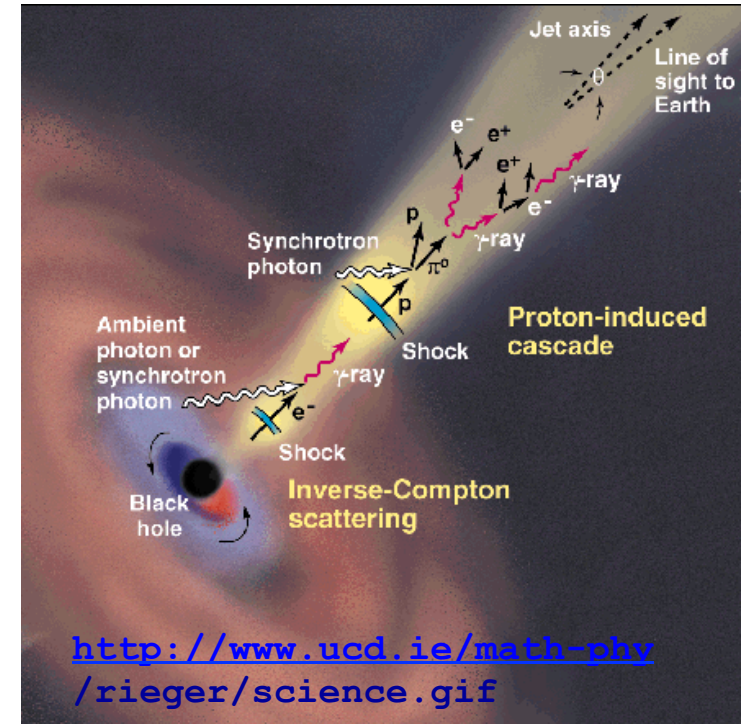
Neutrinos from sources of CR

- Galactic supernova remnants
 - Accelerated particles collide with gas in or near sources and produce neutrinos
- Extra-galactic sources (e.g. AGN, GRB,...)
 - The next two slides show two generic models
 - Neutrinos likely in the first case,
 - but less likely in the second

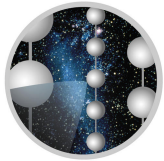


Generic model I

- CR acceleration occurs in jets
 - AGN or GRB
- Intense radiation fields
 - Models assume photo-production:
 - $p + \gamma \rightarrow \Delta^+ \rightarrow p + \pi^0 \rightarrow p + \gamma \gamma$
 - $p + \gamma \rightarrow \Delta^+ \rightarrow n + \pi^+ \rightarrow n + \mu + \nu$
- Ideal case (~ “Waxman-Bahcall limit”)
 - Strong magnetic fields retain protons in jets
 - Neutrons escape, decay to protons & become UHECR
 - **Extra-galactic cosmic rays observed as protons**
 - Energy content in neutrinos \approx energy in UHECR
- This picture disfavored as limits go below W-B



Waxman, Bahcall, PRD 59, 023002 (1998). Also TKG astro-ph/9707283v1



ICECUBE

Generic model II

- UHECR are accelerated in external shocks analogous to SNR
 - See E.G. Berezhko, 0809.0734 & 0905.4785
 - mixed composition (accelerate whatever is there)
 - Low density of target material
 - lower level of TeV-PeV neutrino production

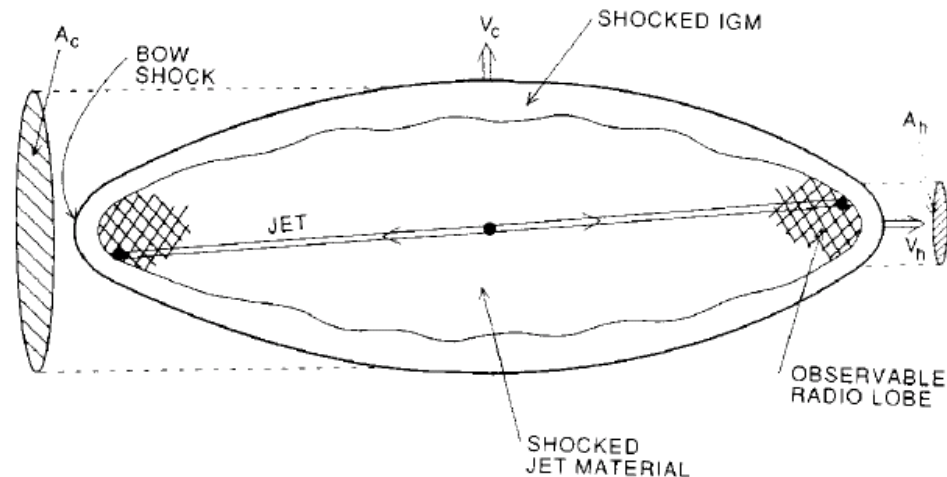
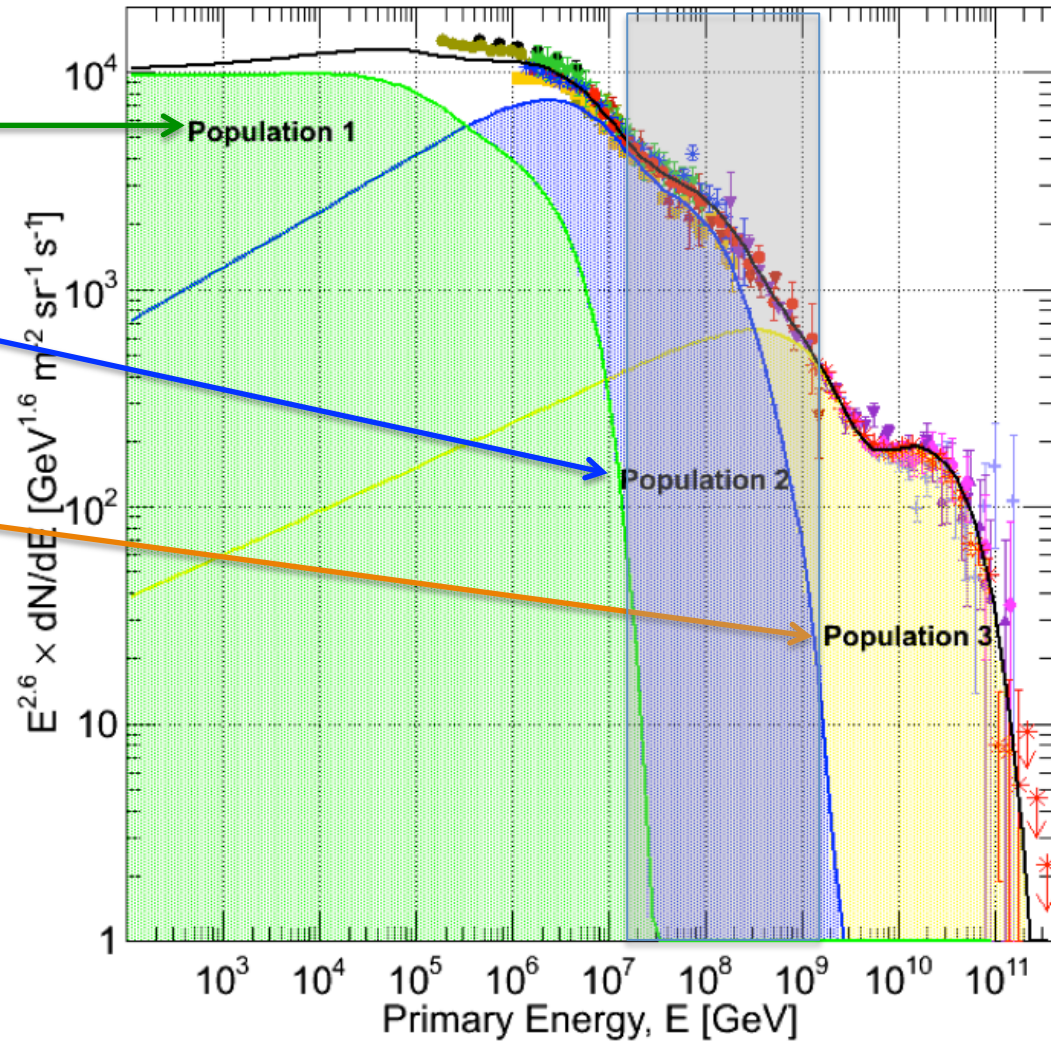


Diagram from Begelman & Cioffi, *Ap.J.* (1989) L21



Toward a global view of CR

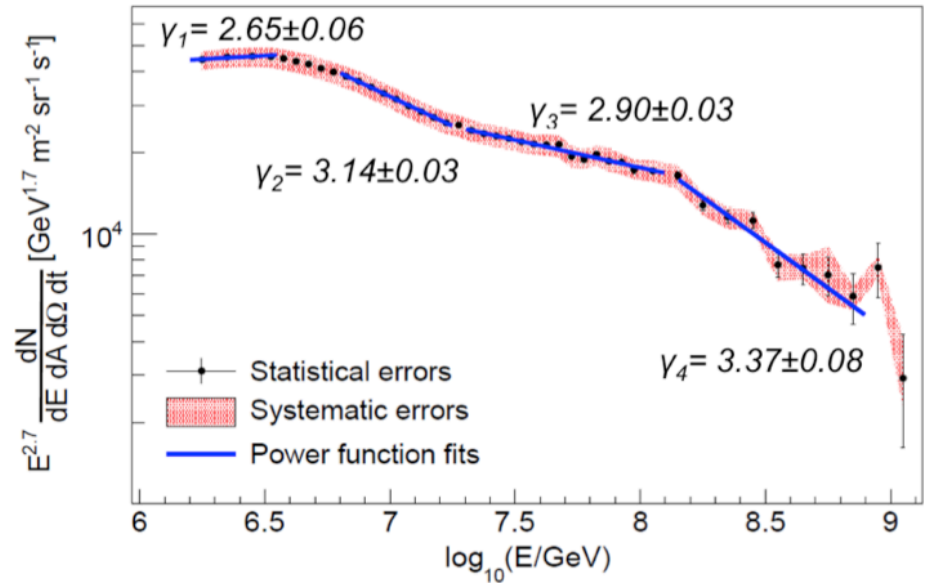
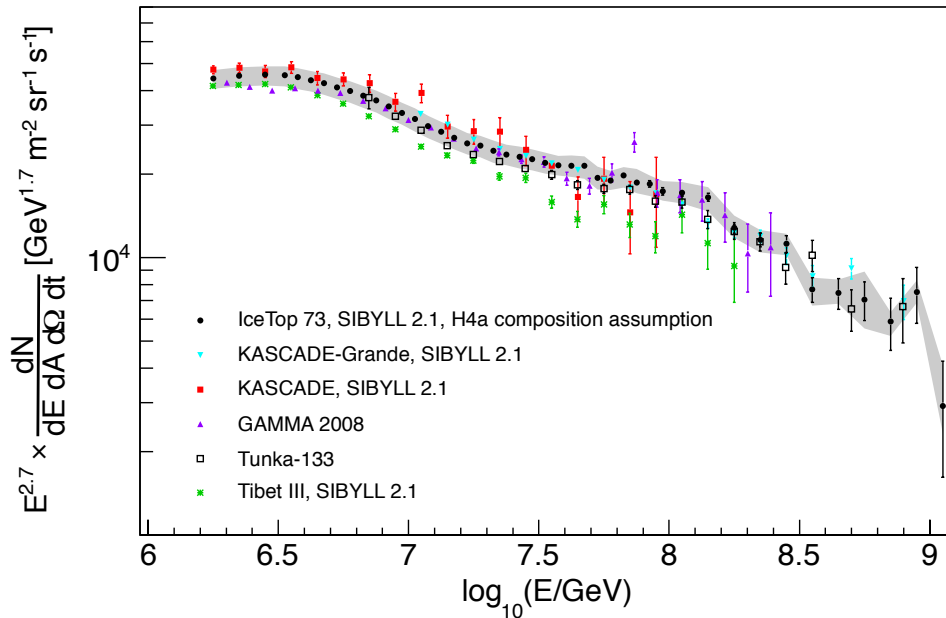
- Population 1
 - Galactic SNR ?
- Population 2
 - Is it needed ?
- Population 3
 - Extragalactic ?
 - What sources ?
- Focus: 10^7 - 10^{9+} transition zone





Primary spectrum from IceTop

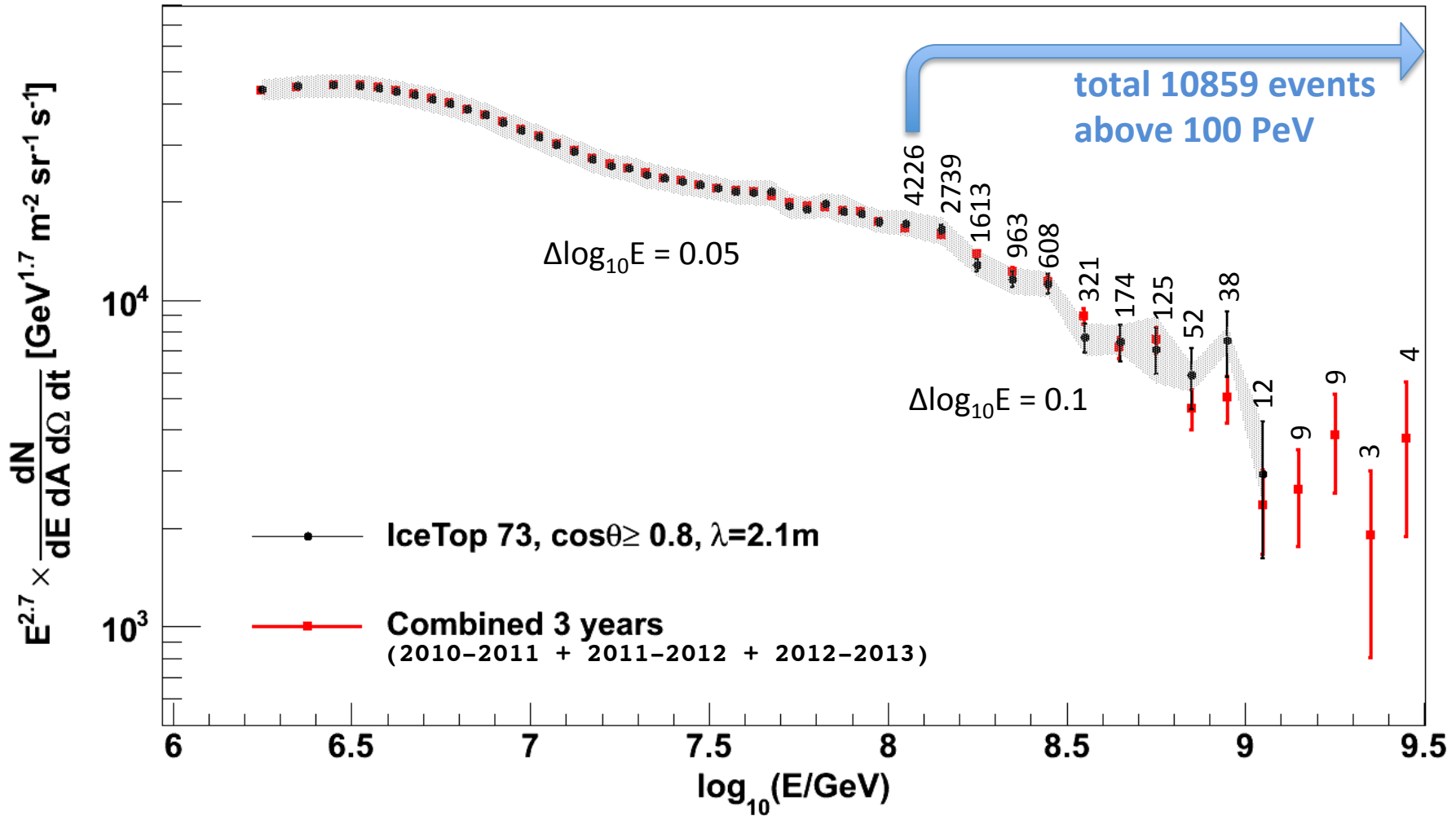
Phys. Rev. D 88, 042004 (2013). Bakhtiyar Ruzybayev is lead author

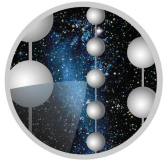


- $10^6 - 10^8$ GeV sets normalization for PeV ν
 - Directly for background atmospheric ν
 - At sources for astrophysical ν
- $10^7 - 10^9$ GeV: transition from galactic to extragalactic
 - Model dependent

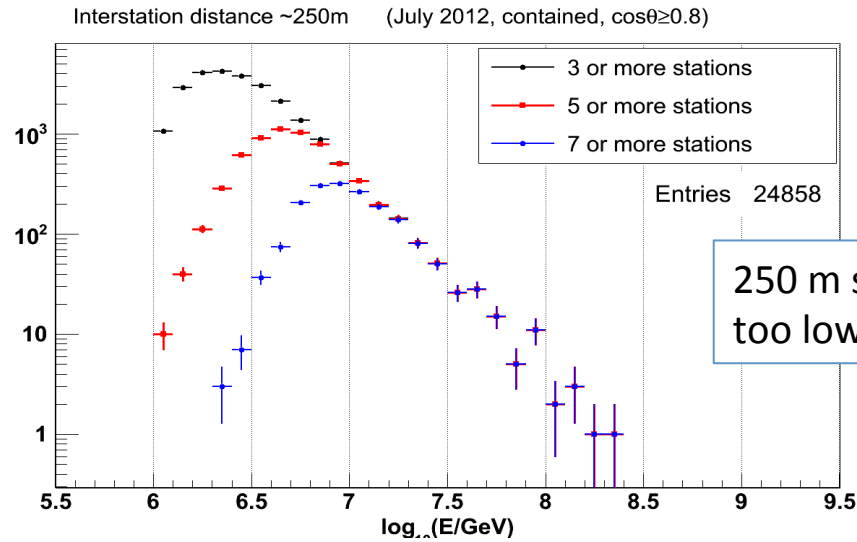
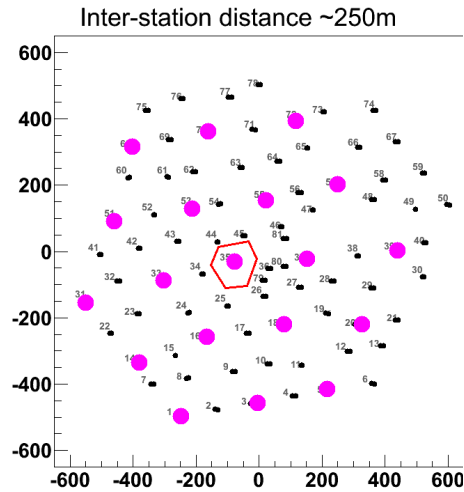


Spectrum measured by IceTop 2.67 yrs livetime



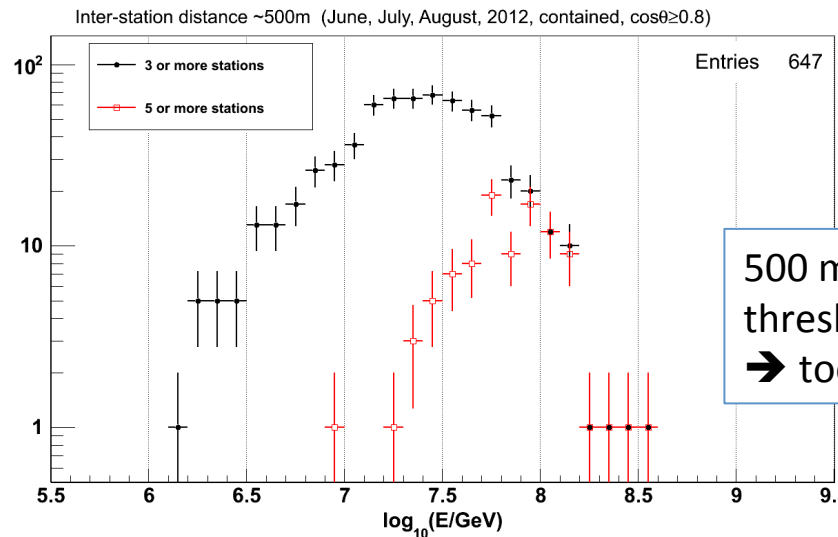
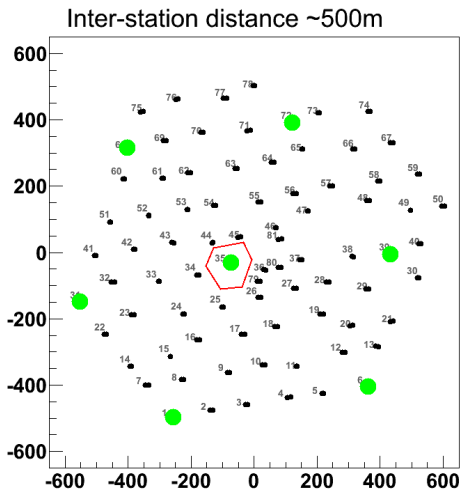


- ◆ Predefine “New” arrays with 250m and 500 m spacing
- ◆ Count stations from the “New” list participating in the event.



250 m spacing:
too low threshold

300-350m spacing
seems optimal
for ~50 PeV threshold

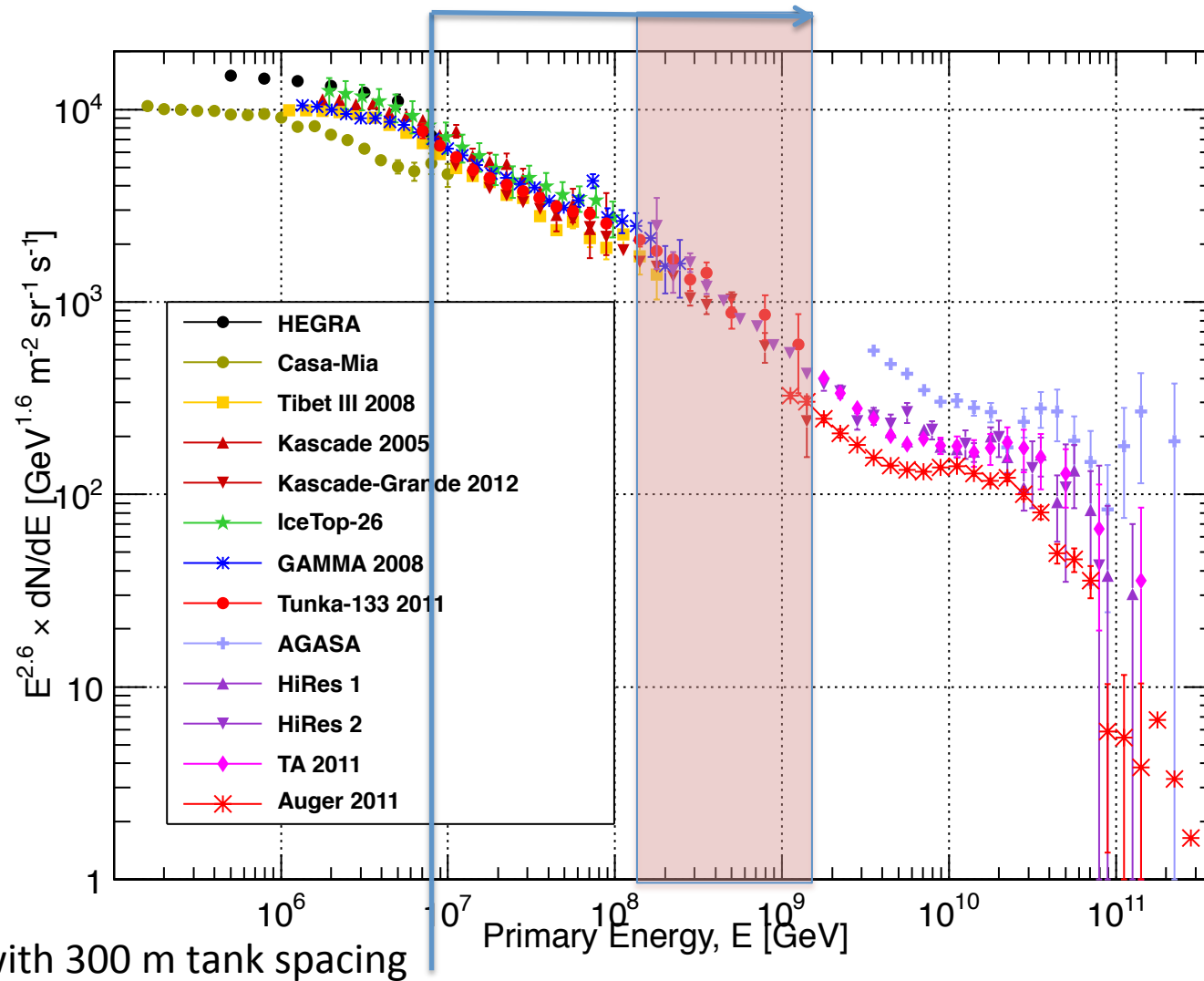


500 m spacing:
threshold moves to 100 PeV
→ too high

Note: Auger infill: 85 detectors in two grids of 750m (covering 23.5 km²) and 433m (covering 5.9 km²) spacing.
 TALE: 100 scintillator counters at 400m spacing

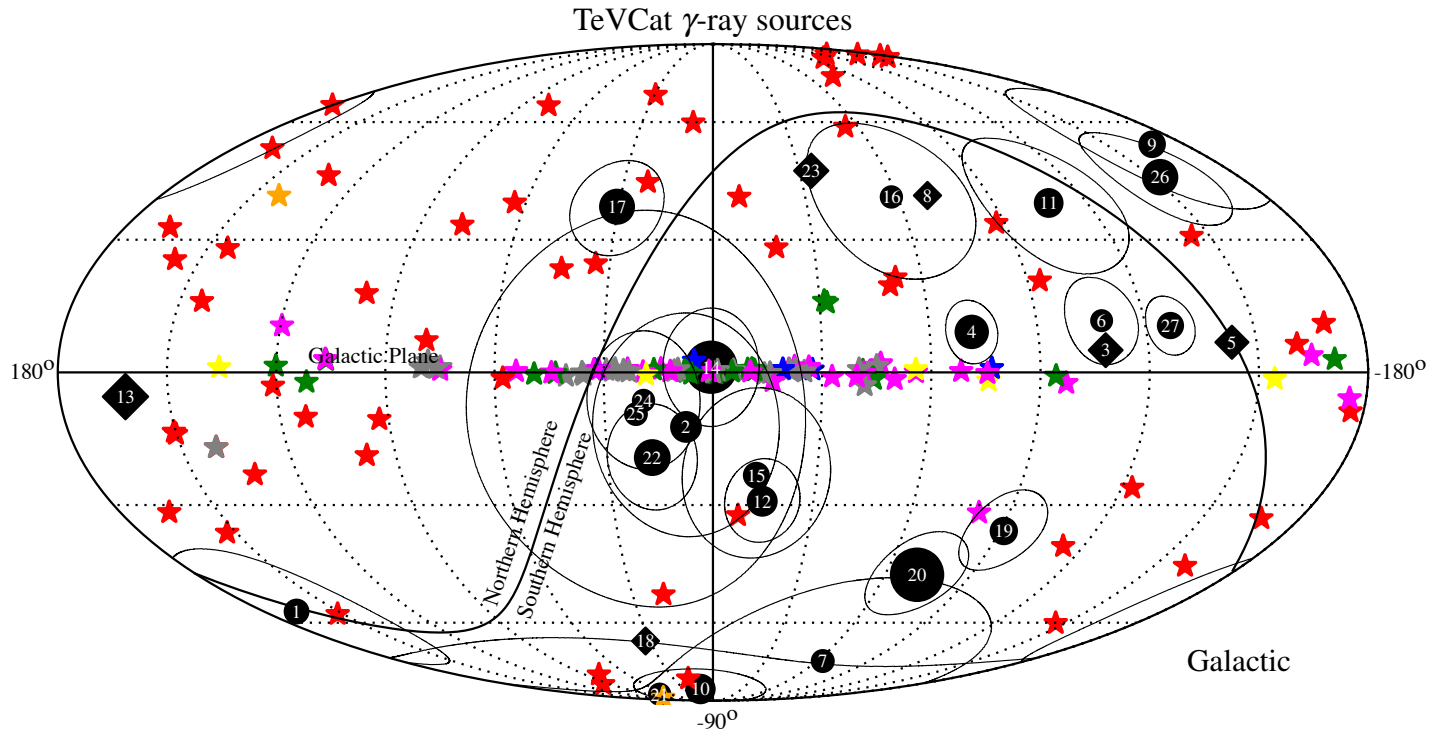


Order of magnitude increase is achievable in Galactic-extragalactic transition region





Multi-messenger paradigm



LBL, IBL, LBL, FRI, FSRQ Globular Cluster, Star Forming Region, Massive Star Cluster
 Binary PWN Shell, SNR/Molec.Cloud, Composite SNR Starburst Others [TeVCat'14]

Slide from Markus Ahlers

Markus Ahlers (UW-Madison) Physics Goals March 3, 2014



IceCube selected sources

(13 galactic SNR etc, 30 extragalactic active galaxies, etc.)

Source	RA (deg)	Dec (deg)	Type	Distance	P-value
Cyg OB2	308.08	41.51	UNID	-	--
MGRO J2019+37	305.22	36.83	PWN	-	--
MGRO J1908+06	286.98	6.27	SNR	-	0.38
Cas A	350.85	58.81	SNR	3.4 kpc	--
IC443	94.18	22.53	SNR	1.5 kpc	--
Geminga	98.48	17.77	Pulsar	100 pc	--
Crab Nebula	83.63	22.01	SNR	2 kpc	--
IES 1959+650	300.00	65.15	HBL	$z = 0.048$	--
IES 2344+514	356.77	51.70	HBL	$z = 0.044$	--
3C66A	35.67	43.04	Blazar	$z = 0.44$	0.42
H 1426+428	217.14	42.67	HBL	$z = 0.129$	--
BL Lac	330.68	42.28	HBL	$z = 0.069$	0.4
Mrk 501	253.47	39.76	HBL	$z = 0.034$	0.19
Mrk 421	166.11	38.21	HBL	$z = 0.031$	--
W Comae	185.38	28.23	HBL	$z = 0.1020$	--
IES 0229+200	38.20	20.29	HBL	$z = 0.139$	0.39
M87	187.71	12.39	BL Lac	$z = 0.0042$	0.38
SS 0716+71	110.47	71.34	LBL	$z > 0.3$	0.49
M82	148.97	69.68	Starbust	3.86 Mpc	--
3C 123.0	69.27	29.67	FR II	1038 Mpc	--
3C 454.3	343.49	16.15	FSRQ	$z = 0.859$	0.48
4C 38.41	248.81	38.13	FSRQ	$z = 1.814$	0.3

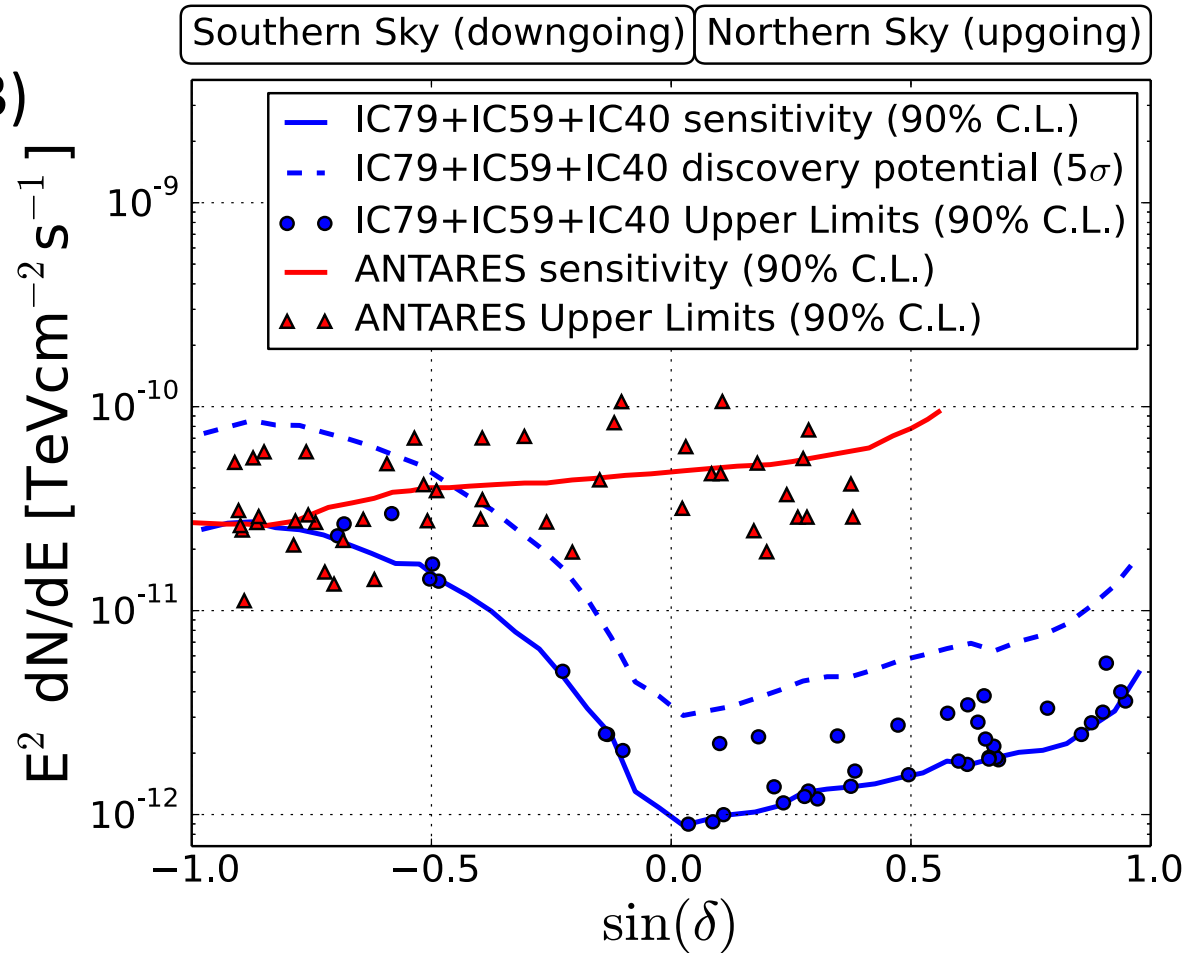
PKS 0235+164	39.66	16.62	LBL	$z = 0.94$	0.18
PKS 0528+134	82.73	13.53	FSRQ	$z = 2.060$	0.49
PKS 1502+106	226.10	10.49	FSRQ	$z = 0.56/1.839$	--
3C 273	187.28	2.05	FSRQ	$z = 0.158$	--
NGC 1275	49.95	41.51	Seyfert Galaxy	$z = 0.017559$	--
Cyg A	299.87	40.73	Radio-loud Galaxy	$z = 0.056146$	0.44
Sgr A*	266.42	-29.01	Galactic Center	8.5 kpc	0.49
PKS 0537-441	84.71	-44.09	LBL	$z = 0.896$	0.44
Cen A	201.37	-43.02	FRI	3.8 Mpc	0.14
PKS 1454-354	224.36	-35.65	FSRQ	$z = 1.42$	0.14
PKS 2155-304	329.72	-30.23	HBL	$z = 0.116$	--
PKS 1622-297	246.53	-29.86	FSRQ	$z = 0.815$	0.27
QSO 1730-130	263.26	-13.08	FSRQ	$z = 0.902$	--
PKS 1406-076	212.24	-7.87	FSRQ	$z = 1.494$	0.36
QSO 2022-077	306.42	-7.64	FSRQ	$z = 1.39$	--
3C279	194.05	-5.79	FSRQ	$z = 0.536$	0.45
TYCHO	6.36	64.18	SNR	2.4 kpc	--
Cyg X-1	299.59	35.20	MQSO	2.5 kpc	--
Cyg X-3	308.11	40.96	MQSO	9 kpc	--
LSI 303	40.13	61.23	MQSO	2 kpc	--
SS433	287.96	4.98	MQSO	1.5 kpc	0.48



Upper limits on selected sources

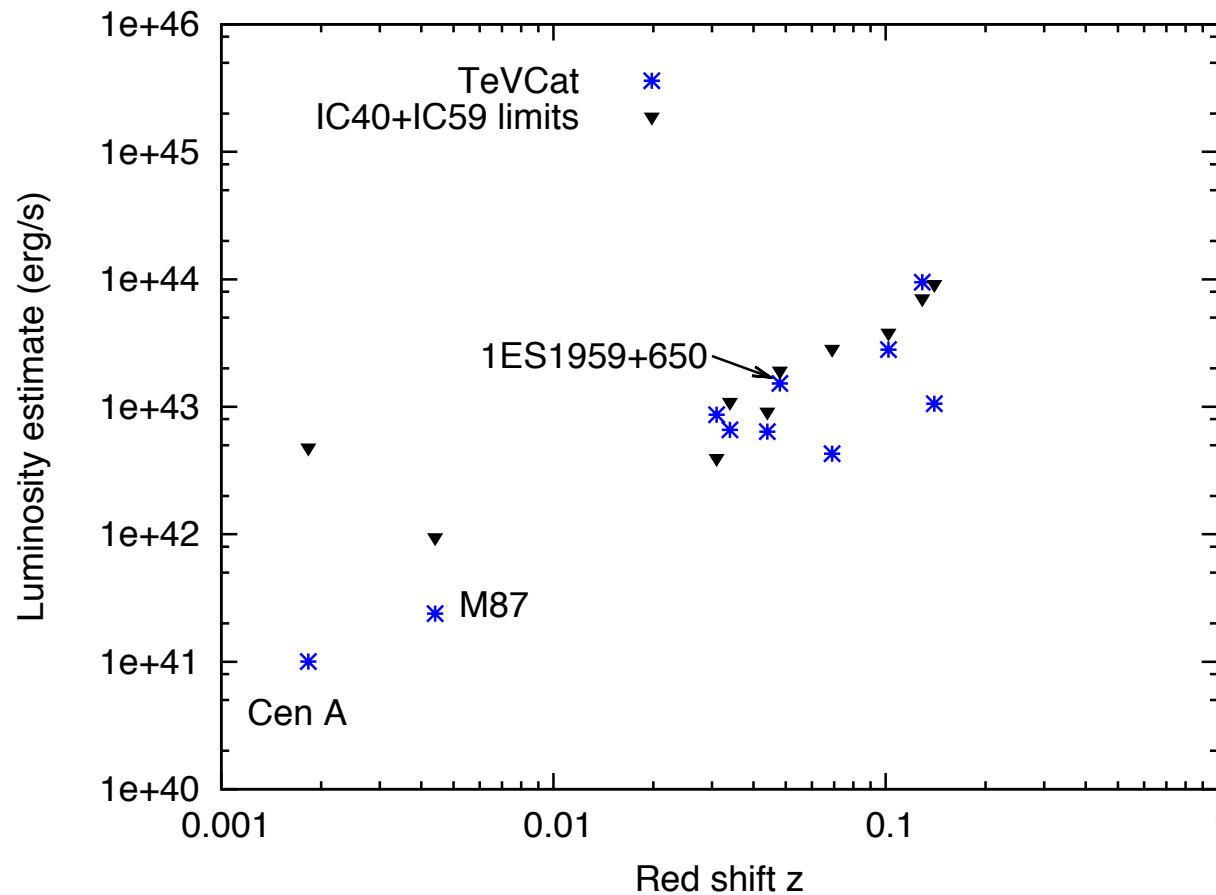
IC40 + 59 + 79

Ap.J. 779, 132 (2013)





Compare IceCube limits on ν to TeV photons from active galaxies



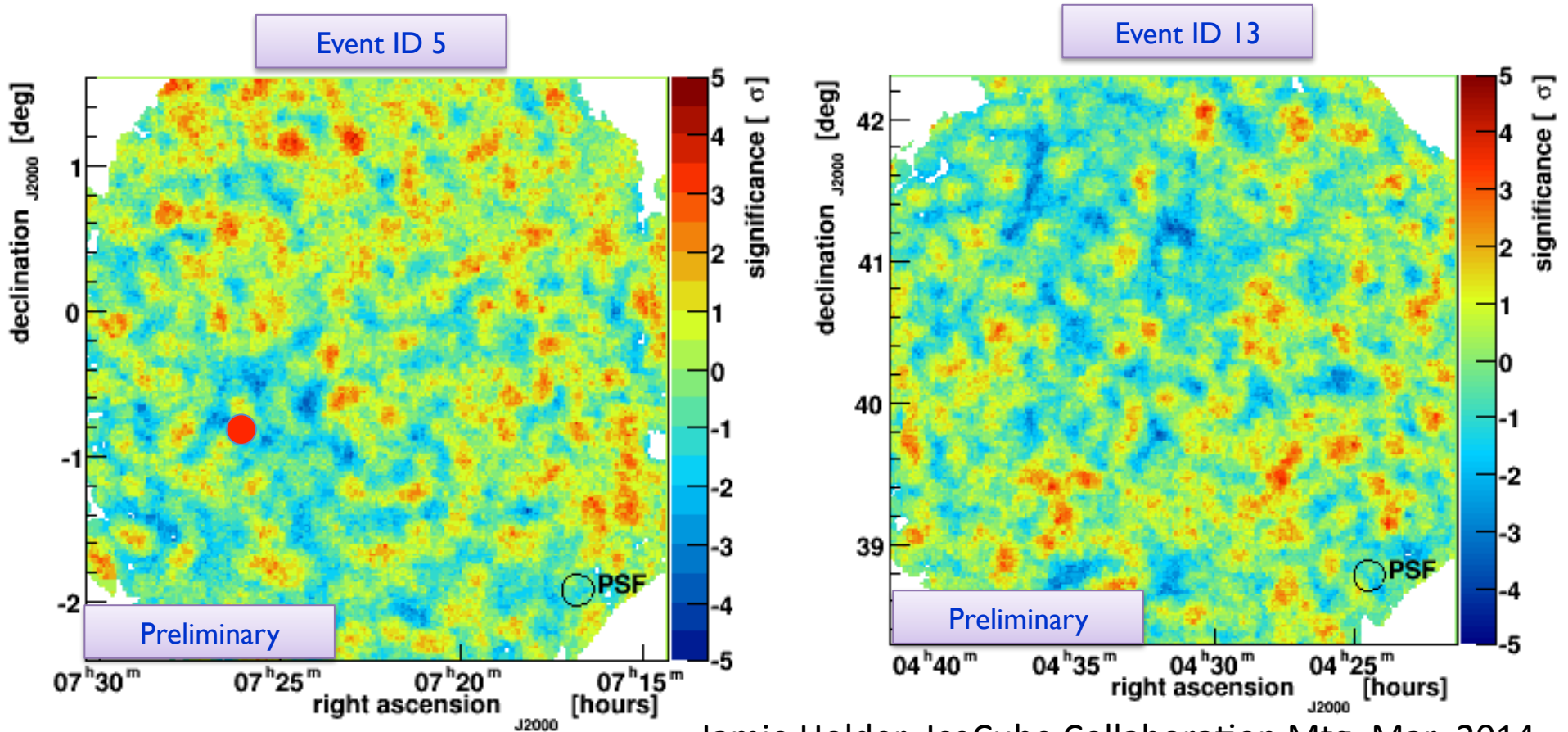


Follow-up by VERITAS

- Look for TeV gamma-rays from two HESE events (#5 and #13)
- Both are starting muon tracks with ~ 1 degree resolution
- Event 5 has a Fermi blazar within 2 deg (PKS 0723-008, $z=0.128$)
- Observe each for several hours



- 3.5 hours on Event ID 5, offset by 0.7 degrees NSEW
- $UL(99\%) = 1.55 \times 10^{-8} \text{ m}^{-2} \text{ s}^{-1}$ above 300 GeV ($\sim 1.2\%$ Crab)
- 2.5 hours on Event ID 13
- $UL(99\%) = 2.00 \times 10^{-8} \text{ m}^{-2} \text{ s}^{-1}$ above 300 GeV ($\sim 1.6\%$ Crab)
- Nothing elsewhere in the field(including PKS 0723-008)





Air showers from cosmic γ -rays

SEARCH FOR GALACTIC PeV GAMMA RAYS WITH THE ...

PHYSICAL REVIEW D **87**, 062002 (2013)

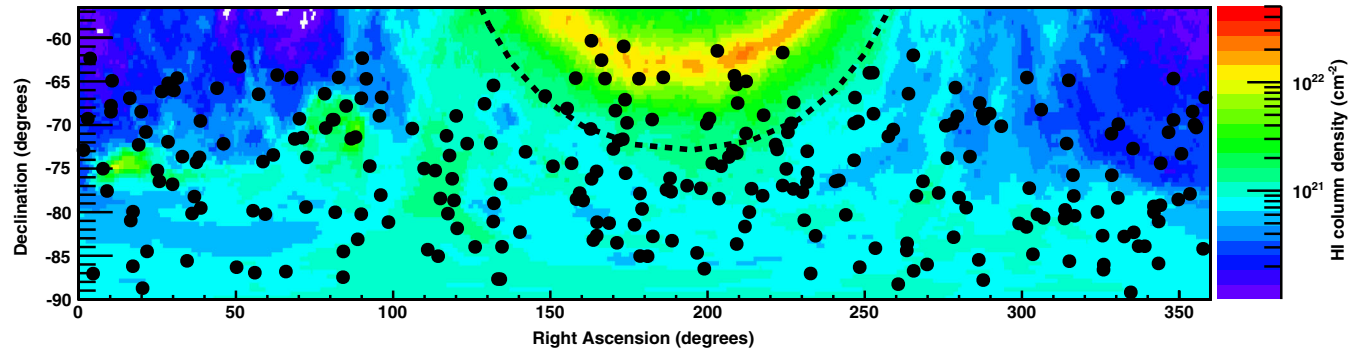


FIG. 8 (color online). Equatorial map of the 268 candidate gamma-ray events of the IC40 data set superimposed on HI column densities based on Ref. [14]. The dotted black curve encloses the source region, defined as within 10° of the Galactic plane.

- Signature: few μ in deep IceCube in coincident events
- Search with present IceCube limited by narrow aperture for coincident events ($<30^\circ$ zenith) and high energy threshold
- Larger aperture would allow better sky coverage (closer to Galactic center)
- ID of muons at the surface improves sensitivity



Cosmic-ray neutrinos (aka atmospheric neutrinos)

- Atmospheric neutrinos produced in air showers above IceCube
 - “Conventional” ν (from K and π decay)
 - “Prompt” ν (from decay of charm)
 - Muons produced in the same shower as ν provide a partial self-veto in Southern sky
 - IceTop also provides a partial veto

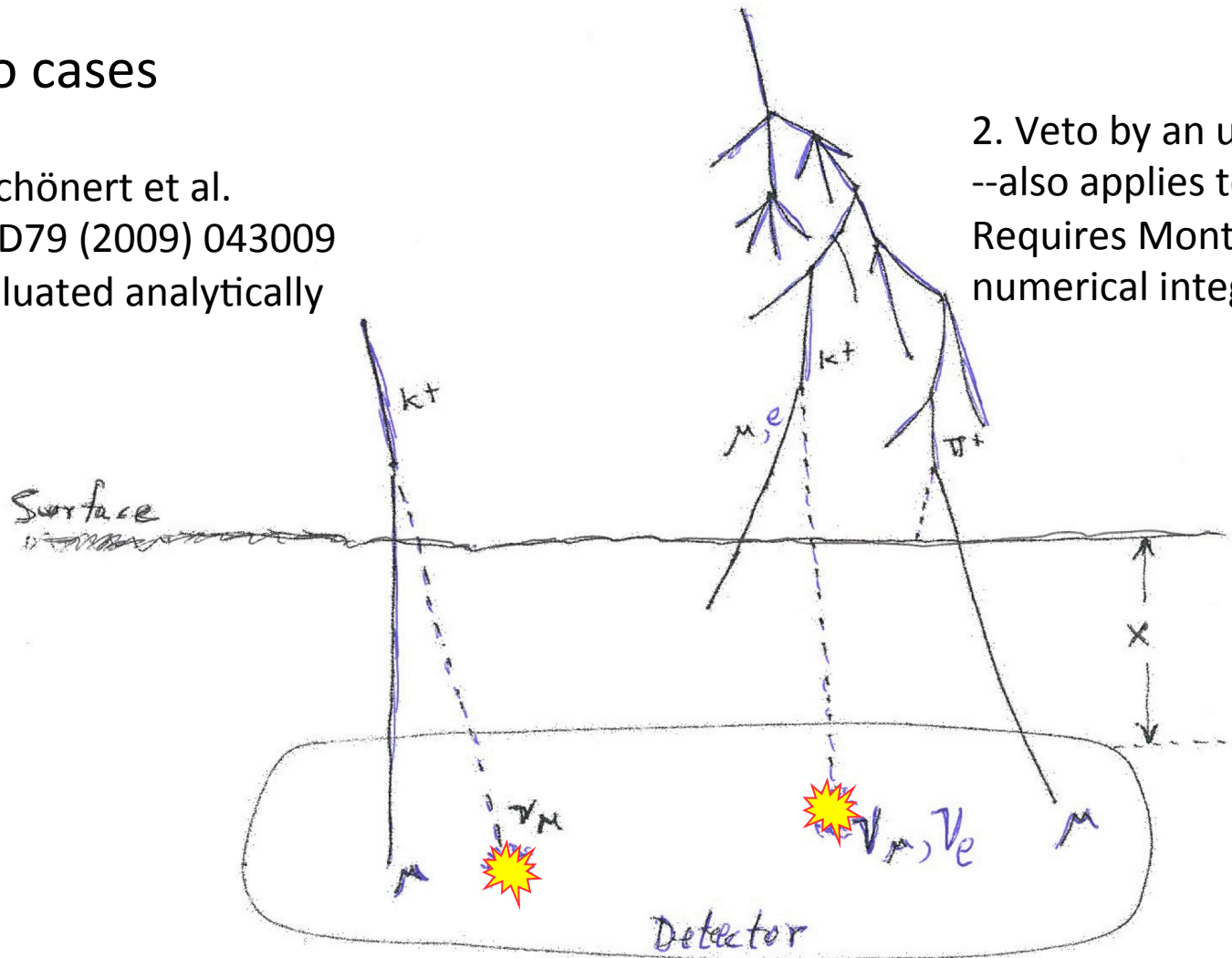


Atmospheric neutrino self veto

Two cases

1. Stefan Schönert et al.
Phys. Rev. D79 (2009) 043009
Can be evaluated analytically

2. Veto by an unrelated μ
--also applies to ν_e
Requires Monte Carlo or
numerical integration

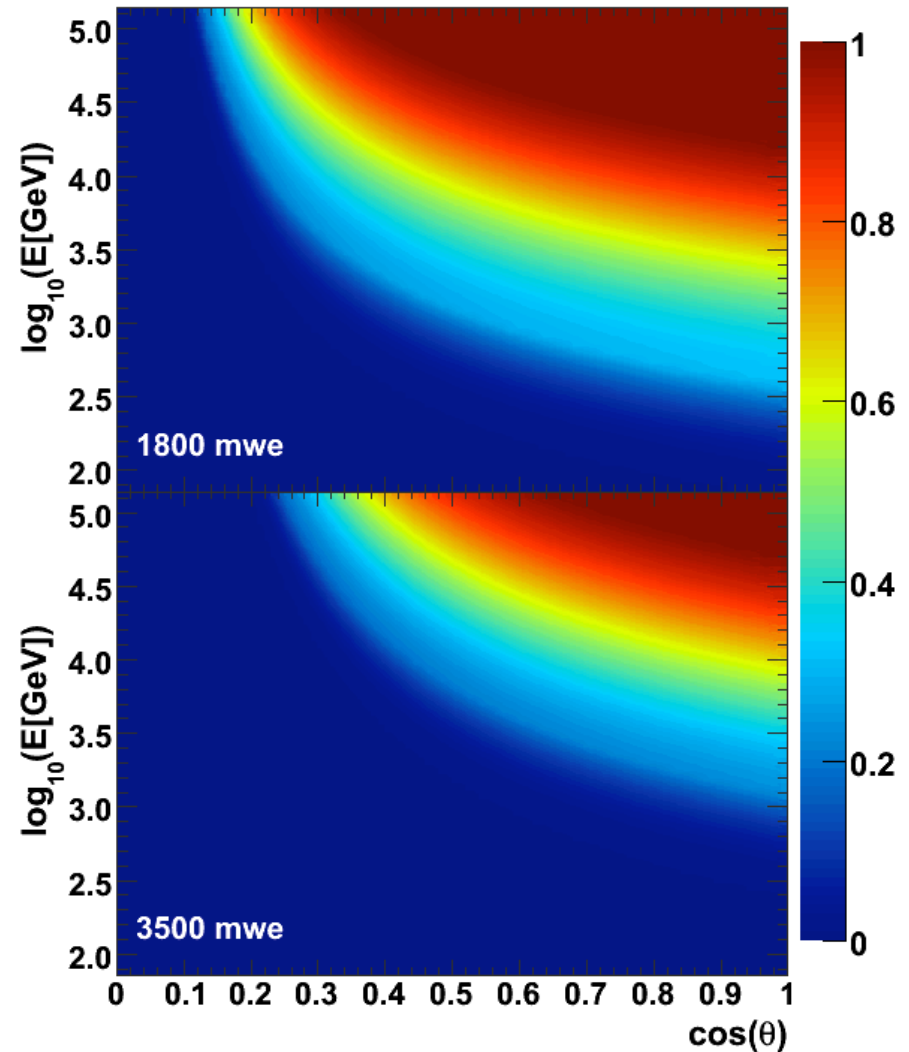




Angular/energy dependence

- Analytic calculation:
 - Applies to ν_μ only
 - For $E_\nu > 100$ TeV
 - Passing rate $< 10\%$ for $\cos\theta > 0.3$
 - 70% of downward phase space
 - Even better at higher E
 - Works best at modest depth

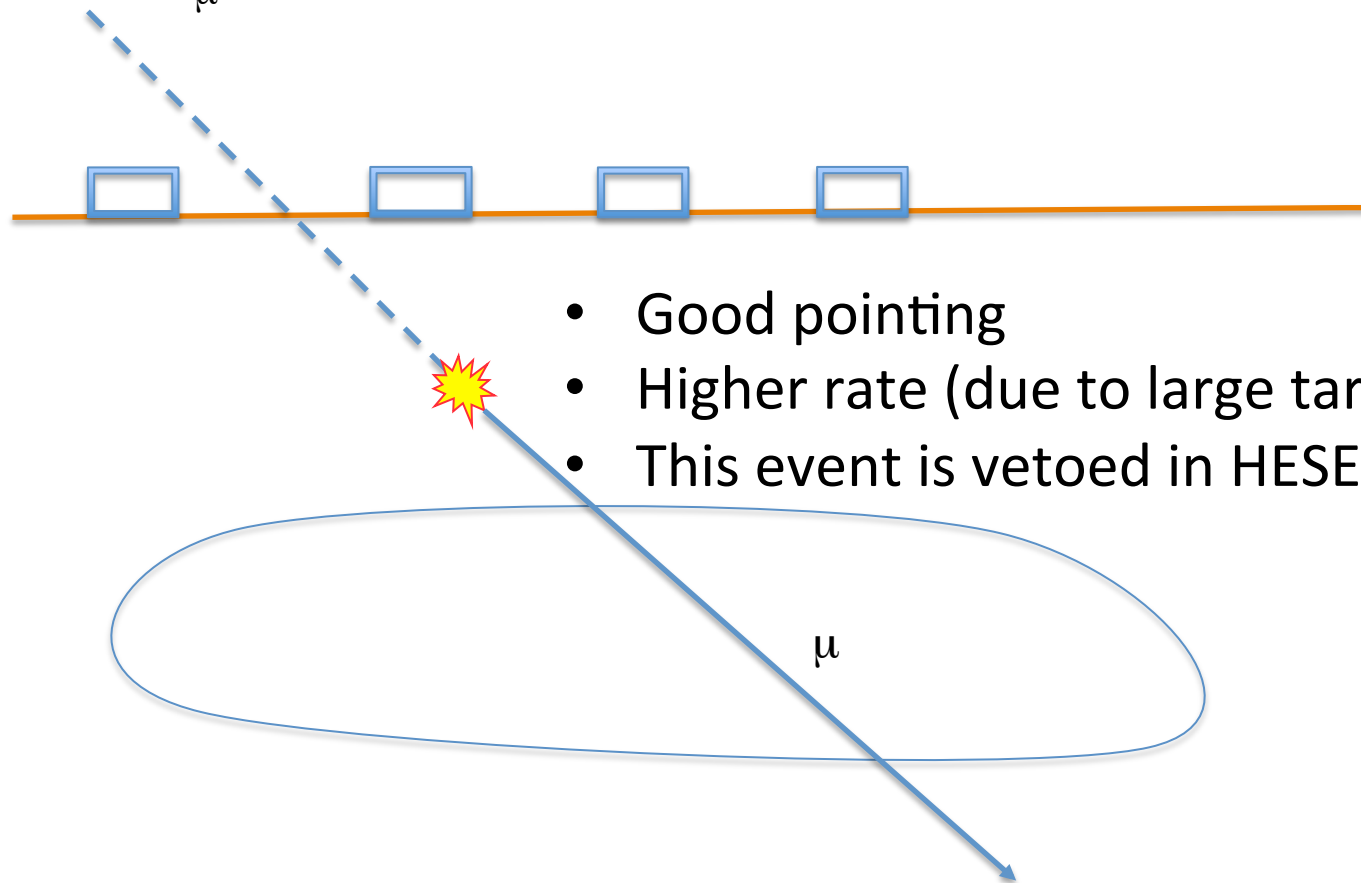
Schönert et al. PR D79 (2009) 043009





Surface veto needed to enhance ν_{μ} signal starting in ice

Astrophysical ν_{μ}



- Good pointing
- Higher rate (due to large target)
- This event is vetoed in HESE analysis

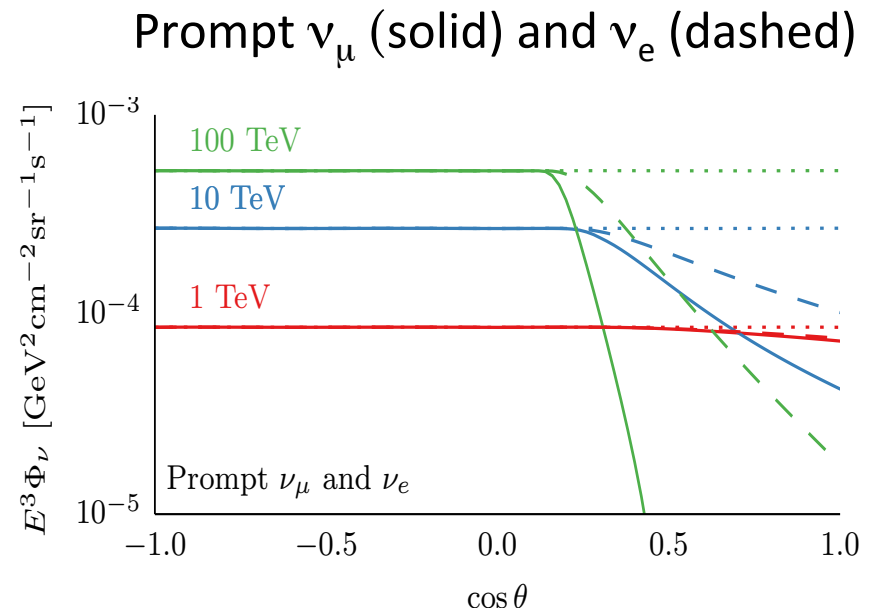
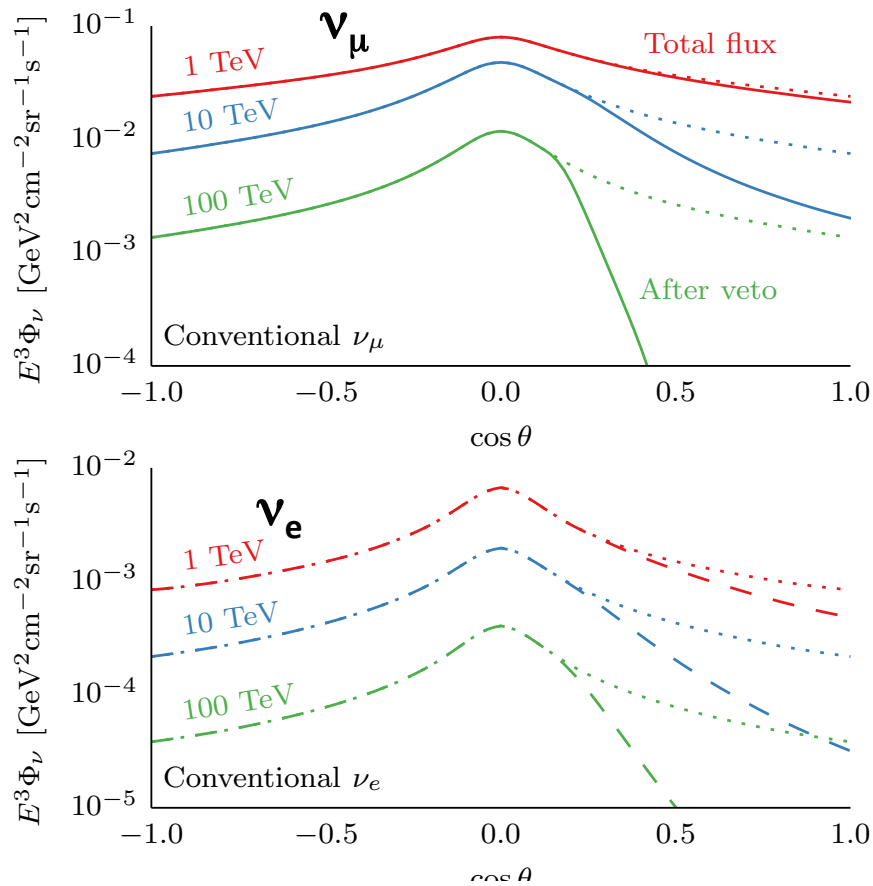


Veto concept

- Yields: $Y_\nu(A, E_0, E_\nu, \theta)$ and $Y_\mu(A, E_0, E_\mu, \theta)$
 - Use Monte Carlo simulations
 - Extend to higher energies numerically
- Response (ν): $R(A, E_0, E_\nu, \theta) = \phi_A(E_0) \cdot Y_\nu(A, E_0, E_\mu, \theta)$
- Passing rate:
$$P_\nu(E_\nu, \theta) = \Sigma_A \int dE_0 R_\nu(A, E_0, E_\nu, \theta) P(\text{veto} = \{\text{no}\})$$
- Check against full Monte Carlo and extrapolate to $E_\nu \geq \text{PeV}$



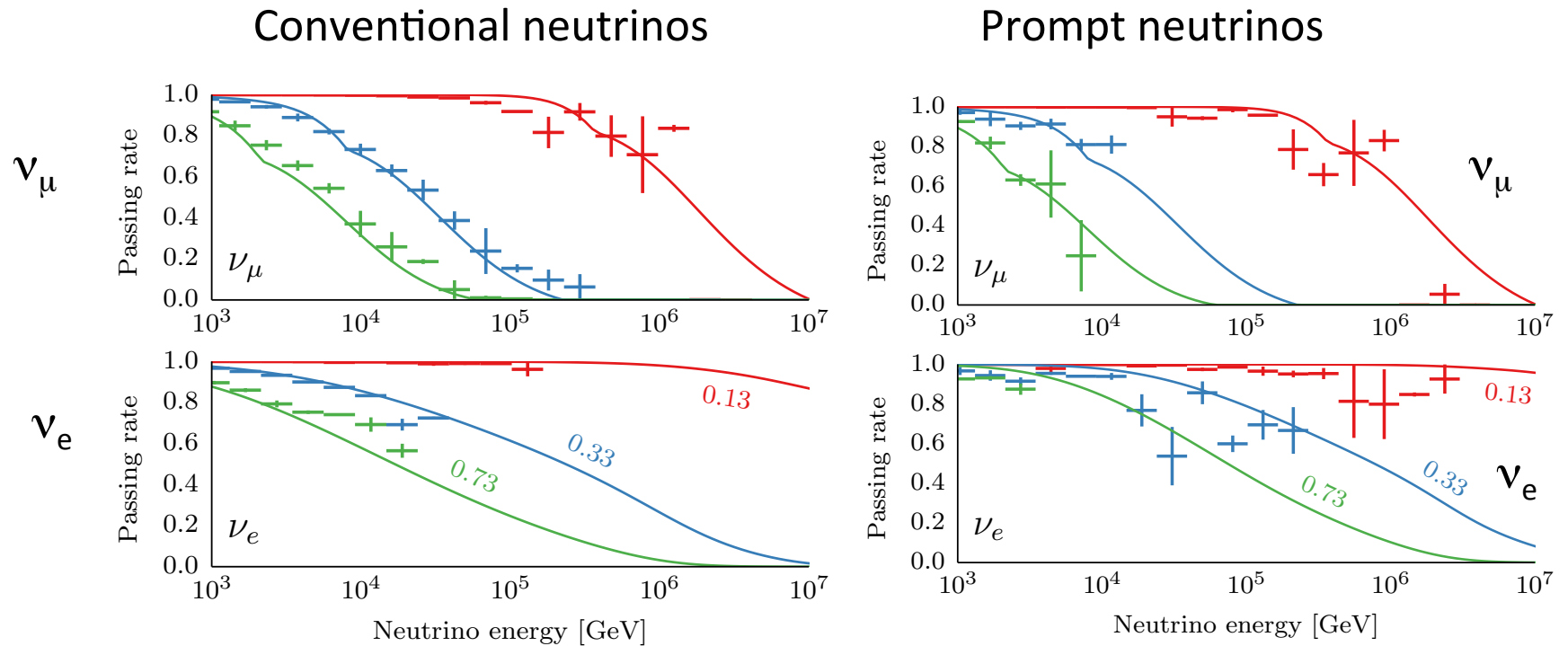
Neutrino self-veto



TKG, Jero, Karle, van Santen




Comparison with full MC



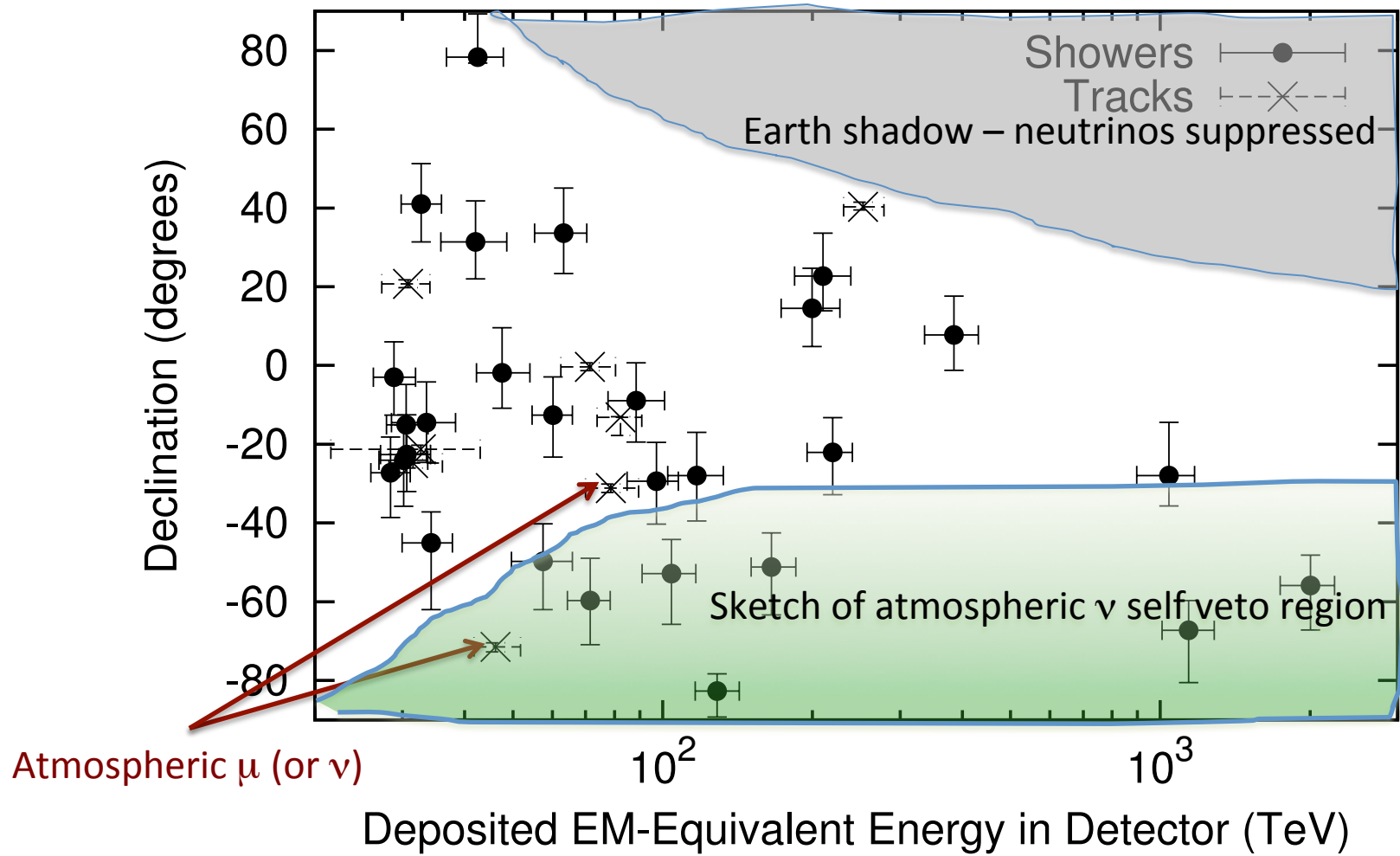


Surface veto example (Event 28)





3 yrs





Aperture for coincident events: ν , γ , cosmic rays

0.26 km² sr

~ 10 km² sr

